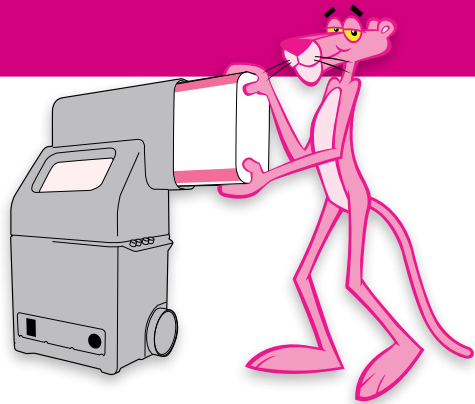


# HOME COMFORT SOLUTIONS YEAR ROUND WITH PINK™ INSULATION.



Enjoy energy savings with the Owens Corning™ AttiCat® Expanding Blown-In Insulation System. It's a quick, easy, safe and reliable system for any homeowner.



- 73% recycled content\*, SCS certified
- Insulating your attic helps reduce greenhouse gases by up to 1/2 a ton\*\* per year!
- GREENGUARD Gold Certified and verified to be formaldehyde-free

# CALCULATING YOUR PROJECT NEEDS JUST GOT EASIER!



Scan the QR Code with your smartphone and access the AttiCat® Calculator.

### Step One

Enter the square footage of your attic and the desired R-Value you wish to obtain

### Step Two

Results will display the amount of bags required for your project as well as the estimated time to complete the job.

### Step Three

Find a dealer near you to purchase all your project needs!



**YouTube**

Subscribe to the Owens Corning Canada YouTube channel to view helpful how to videos.



PINK® FIBERGLAS® Insulation

Learn more about Owens Corning products by visiting our website at [www.owenscorning.ca](http://www.owenscorning.ca)



**1-800-GET-PINK®**

OWENS CORNING INSULATING SYSTEMS CANADA LP  
3450 M'NICOLL AVENUE, SCARBOROUGH, ONTARIO M1V 1Z5

Pub. No. 500327A. Printed in Canada. September 2014. THE PINK PANTHER™ & © 1964-2014 Metro-Goldwyn-Mayer Studios Inc. All Rights Reserved. The colour PINK is a registered trademark of Owens Corning. © 2014 Owens Corning. \*Up to 20% heating and cooling savings based on Hot 2000. Version 8.7 run for a 2 storey 1972 type base house with 1149 sf per floor for an increase from R-8 to R-40 in the attic in Canadian climates. Savings vary depending on original amount of insulation in your home, climate, house size, air leaks, and personal energy use and living habits. \*\*Based on an average attic size of 1700 SF with existing R19 insulation, averaged over 7 cities in Canada. ^73% recycled content is based on the average recycled glass content in all Owens Corning fiberglass batts, rolls and unbonded loosefill insulation manufactured in Canada, SCS certified. †Blowing time, based on attic size 100m<sup>2</sup>/1000 ft<sup>2</sup> at RS1 8.8/R-50.

**SAVE UP TO 20%\***  
ON YOUR HEATING & COOLING COSTS WITH THE ATTICAT® BLOWN-IN INSULATION SYSTEM.



**AttiCat®**  
EXPANDING BLOWN-IN INSULATION SYSTEM

# Top up your attic with PINK™ Insulation. Start saving\* now.

## Quick and easy

- Complete entire attic coverage in as little as 2 hours\* (100 m<sup>2</sup>/1000 ft<sup>2</sup> at RSI 8.8/R-50)
- Self-feeding system
- Puts FIBERGLAS® insulation where you want it
- Integrated AUTOCUTTER



## Virtually no mess

- FIBERGLAS® insulation releases and expands completely inside machine
- Provides easy clean-up because machine does the work for you
- Low dust system

## Virtually no settling

- Virtually no settling of FIBERGLAS® insulation
- Keeps its energy-saving R-value over time

## Safe, reliable system

- Optimized process for minimal handling
- Fully enclosed blowing system
- Hose-mounted remote control

## STEP ONE

### Calculate your needs

Fewer bags required!

Compact for easier transport and install



**Determine how many bags of insulation you need** Refer to the chart below to determine how much AttiCat® Expanding Blown-In PINK™ FIBERGLAS® Insulation you need to add to your attic. To achieve maximum energy efficiency, R-60 is the recommended R-Value for attics in most regions of Canada. Check your local building code for further information.



**OWENS CORNING RECOMMENDS R-60 – ALL YOU NEED IS 22 1/4"**

R-Value	R-12	R-20	R-24	R-28	R-32	R-36	R-40	R-50	R-60
Blown inches	4.5	7.5	9.0	10.5	12.0	13.5	14.75	18.5	22.25
Coverage/bag (sq. ft.)	162.9	97.8	81.5	69.8	61.1	54.3	48.9	39.1	32.6
<b>NUMBER OF 30 LB. ATTICAT™ PINK™ FIBERGLAS™ INSULATION BAGS REQUIRED</b>									
SQ. FT.	R-12	R-20	R-24	R-28	R-32	R-36	R-40	R-50	R-60
500	3.1	5.1	6.1	7.2	8.2	9.2	10.2	12.8	15.3
600	3.7	6.1	7.4	8.6	9.8	11.0	12.3	15.3	18.4
700	4.3	7.2	8.6	10.0	11.5	12.9	14.3	17.9	21.5
800	4.9	8.2	9.8	11.5	13.1	14.7	16.4	20.5	24.5
900	5.5	9.2	11.0	12.9	14.7	16.6	18.4	23.0	27.6
1000	6.1	10.2	12.3	14.3	16.4	18.4	20.4	25.6	30.7
1100	6.8	11.2	13.5	15.8	18.0	20.3	22.5	28.1	33.7
1200	7.4	12.3	14.7	17.2	19.6	22.1	24.5	30.7	36.8
1300	8.0	13.3	16.0	18.6	21.3	23.9	26.6	33.2	39.9
1400	8.6	14.3	17.2	20.1	22.9	25.8	28.6	35.8	42.9
1500	9.2	15.3	18.4	21.5	24.5	27.6	30.7	38.4	46.0
1600	9.8	16.4	19.6	22.9	26.2	29.5	32.7	40.9	49.1
1700	10.4	17.4	20.9	24.4	27.8	31.3	34.8	43.5	52.1
1800	11.0	18.4	22.1	25.8	29.5	33.1	36.8	46.0	55.2
1900	11.7	19.4	23.3	27.2	31.1	35.0	38.9	48.6	58.3
2000	12.3	20.4	24.5	28.7	32.7	36.8	40.9	51.2	61.3

**Estimate how much time it will take** It only takes 5 minutes to blow one bag of AttiCat® Insulation! Simply multiply the number of bags you need by 5.

No. of bags required \_\_\_\_\_ x5 minutes per bag = total time required to blow the AttiCat® insulation.

## STEP TWO

### Pick up your product and AttiCat® machine

Grab your bags of AttiCat® Expanding Blown-In PINK™ FIBERGLAS® Insulation, AttiCat® rulers and head over to the machine rental department to pick up the AttiCat® machine. There, you will receive straight-forward instructions on how to use this innovative system to start saving on energy costs\* in no time!



## STEP THREE

### Your tools

It's important to purchase a few inexpensive pieces of protective gear before you begin your project to keep you safe and clean while insulating.


**Face Mask** A face mask is recommended to wear while insulating. Use a properly fitted NIOSH- or MSHA-approved disposable dust respirator, such as the 3M Model 8210 (use Model 8271 for high-humidity environments) or equivalent.

**Gloves & Eye Protection** Wear gloves, eye protection, pants and a long-sleeve shirt while insulating to help minimize contact with the material and for easy cleanup and comfort.


## EASY TO INSTALL TIPS FOR OPERATING THE MACHINE

### AT THE MACHINE PERSON

#### SETUP




#### USE



### IN THE ATTIC PERSON

#### SETUP



#### USE

