



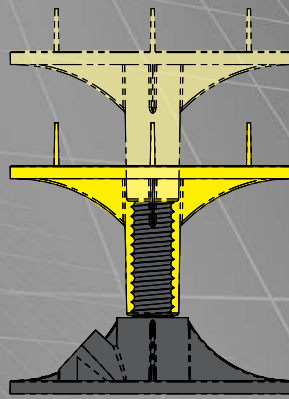
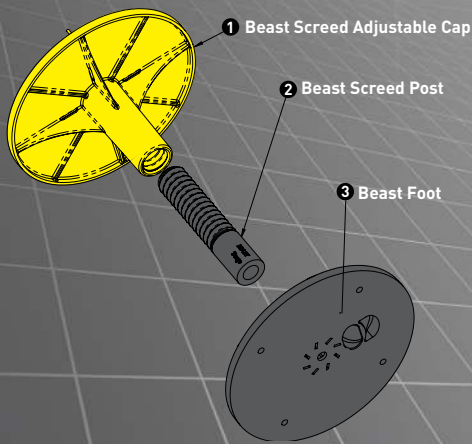
HOW TO SAVE RESOURCES AND INCREASE EFFICIENCY

KEEP AN EYE ON EFFICIENCY!

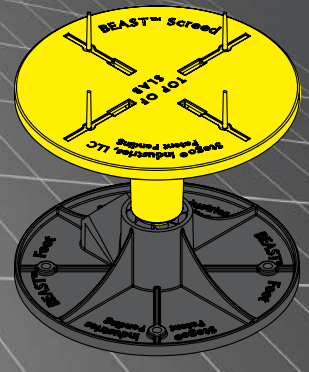


SIMPLE. ACCURATE. REVOLUTIONARY.





Beast Screed will easily adjust to ensure a fixed elevation and more accurate F_L numbers than traditional wet-screeding.



Beast Screed System

Beast Screed is a fixed-elevation, point-to-point guide screed system that allows you to maintain floor levelness during the screeding operation. **Set it and forget it.** This eliminates the need to frequently re-establish grade to ensure floor elevation has not changed during the screeding operation as is typical with traditional wet-screed methods.

The **Beast Screed System** is vapor barrier-safe, and helps easily satisfy the industry standard, ASTM E1643 *Standard Practice for Selection, Design, Installation, and Inspection of Water Vapor Retarders Used in Contact with Earth or Granular Fill Under Concrete Slabs.*

Section 7.2 Use reinforcing bar supports with base sections that minimize the potential for puncture of the vapor retarder.

Section 7.3 Avoid use of stakes driven through the vapor retarder.

The Beast Screed System consists of three unique components.

1. **Beast® Screed Adjustable Cap** with two inches of adjustability, Beast Screed will easily adjust to ensure a fixed elevation and more accurate F_L numbers than traditional wet-screeding.
2. **Beast® Screed Post** with slab elevation markings and easy-to-cut kerf lines, so Beast Screed can be customized to screed slabs from 4" to 12" in depth.
3. **Beast® Foot** includes an engineered peel-and-stick adhesive that is compatible with Stego® Wrap Vapor Barrier.

The Beast Screed Post and Beast Screed Adjustable Cap are both meant to be re-used, while the Beast Foot is left at the base of the concrete slab.



Forming Utility of Beast Foot

The press-fit center hub and the side boss of Beast Foot will accommodate a 3/4" threaded nail stake, or screed pad post. Use the press-fit center hub to hold interior forms to the proper elevation. Laterally brace the formwork by threading the stake onto the internal threads located within the side boss.

BEAST SCREED “QUICK VIEW” INSTALLATION INSTRUCTIONS:

- Determine where to locate Beast Screed based on your project conditions.
- For vapor barrier applications, clean the areas where Beast Foot will be placed.
- Remove the release liner using the Pull Tab and install Beast Foot by applying downward pressure for a minimum of 5-10 seconds.
- For decks, either screw or nail Beast Deck Foot to the deck in the desired locations.
- Cut Beast Screed Post on the kerf line best suited for the designed depth of slab. Note: The numbers on the side of the Screed Post represent the “range” of slab depths.
- Thread the Adjustable Cap onto the Screed Post.
- Insert the Screed Post and Adjustable Cap into the press-fit center hub of either Beast Foot or Deck Foot.
- Using a laser level and check rod or grade rod, rotate the Adjustable Cap up or down to the proper elevation.
- Once concrete is placed around Beast Screed, hand float a level pad around, and at the same elevation as Beast Screed, and use the pad as your elevation guide, or simply screed directly over the top of the Adjustable Cap.
- Following the final screed pass, remove the Adjustable Cap and Screed Post for reuse and maximum value.

For additional information, please refer to Beast’s complete installation instructions on our website: www.stegoindustries.com

**SET IT
AND FORGET IT.**

*Bring a whole **new level of accuracy** to your next job with the **simple** and **revolutionary Beast Screed!***





KEEP AN EYE ON EFFICIENCY WITH BEAST® CONCRETE ACCESSORIES!



BEAST® SCREED is a fixed-elevation, point-to-point guide screed system designed to replace common wet-screed methods.



Now concrete placement crews can utilize the **BEAST SCREED SYSTEM** on elevated deck pours with **BEAST® DECK FOOT**.



BEAST® HOOK is a **faster, easier** way to set 2x4 overhead screeds.

*Improve efficiency and maintain concrete floor levelness with the **BEAST SCREED SYSTEM!***

***LOCATE IT
AND
LOCK IT DOWN!***



BEAST: WINNER OF MOST INNOVATIVE PRODUCT AT WORLD OF CONCRETE 3 YEARS IN A ROW!

2016 BEAST SCREED WINS MIP

2017 BEAST HOOK WINS MIP

2018 BEAST DECK FOOT WINS MIP

Contact

To learn more about pricing, samples or where to purchase Beast Concrete Accessories, please contact your local representative from our [Contact Us](#) page.

(877) 464-7834 | www.stegoindustries.com | **GAME-CHANGING BARRIER SOLUTIONS**

Stego Industries, LLC ("Stego") is the exclusive Representative for Drago Wrap and Pango Wrap. All designated trademarks are the intellectual property of Stego or the entity for which it is acting as a Representative. Installation, Warranty, State Approval Information and Disclosure of Representative Status: www.stegoindustries.com/legal. ©2019 Stego Industries, LLC. All rights reserved.

