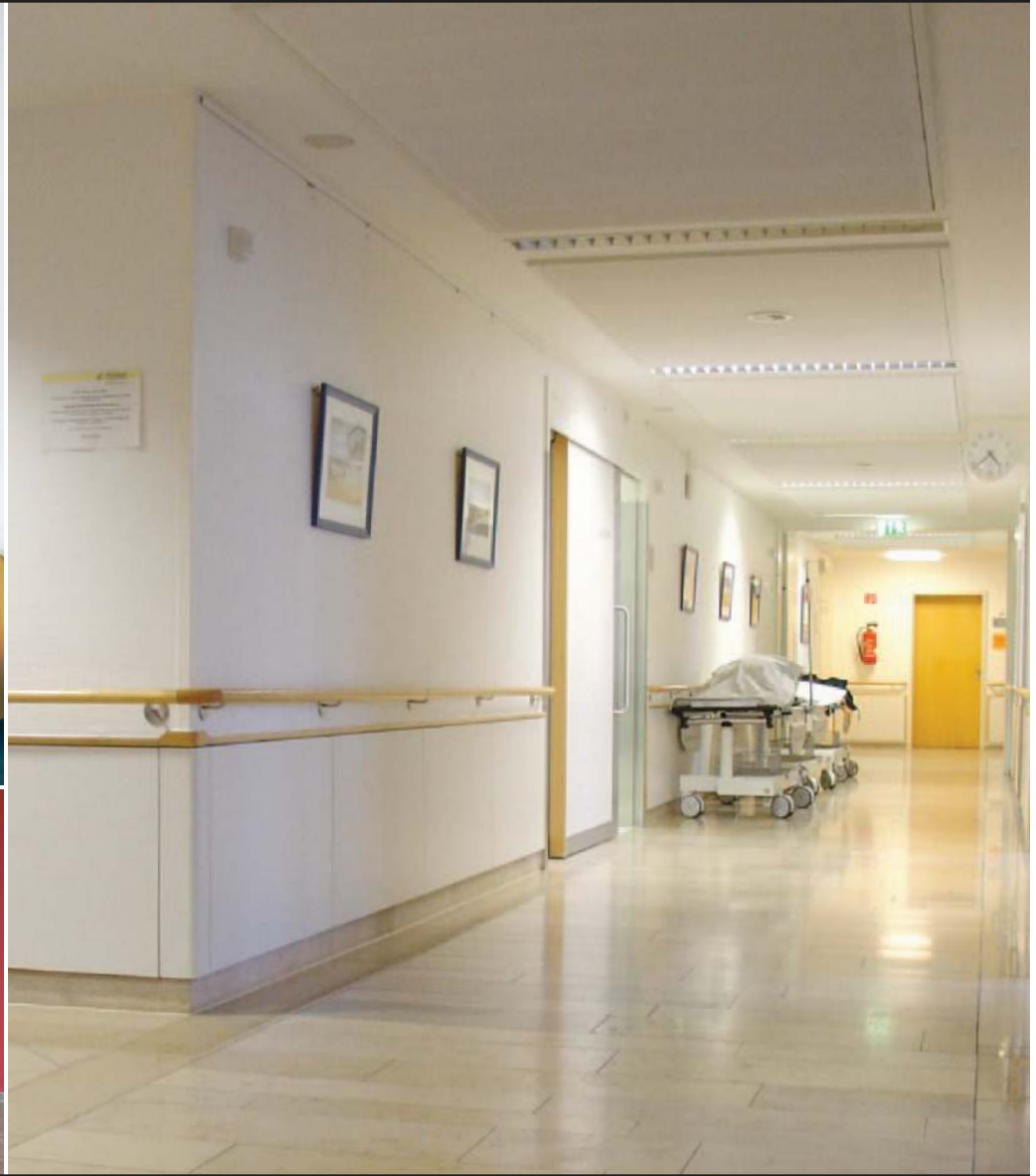


Gold Bond® BRAND

eXP® Interior Extreme® AR & IR Gypsum Panels



**Gold
Bond®**
BRAND
Gypsum Board

National 
Gypsum®

Interior Extreme AR
Interior Extreme IR

Gold Bond® BRAND

eXP®

Interior Extreme® AR & IR

Interior Abuse and Impact Resistance

When the limitations of paper faced gypsum board preclude it from being utilized, EXP® Interior Extreme® has become the ideal solution for building owners, contractors and specifiers who require extra protection against mold and moisture in interior applications.

There are many applications within the interior environment that require abuse or impact resistant properties as well.

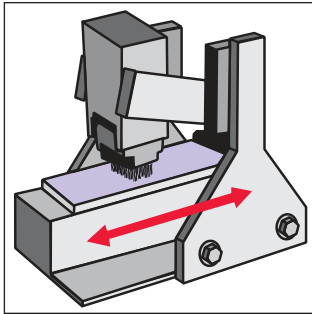
Introducing EXP Interior Extreme AR & IR Gypsum Panels

National Gypsum has developed Gold Bond® BRAND EXP Interior Extreme AR, a fiberglass faced mold and moisture resistant gypsum panel ideally suited for interior applications that require enhanced resistance to abrasion and indentation. For those applications that require impact resistance as well, National Gypsum has developed Gold Bond® BRAND EXP Interior Extreme IR. These two panels are the latest addition to National Gypsum's expanding portfolio of EXP Extended Exposure products and provide the best solutions for high traffic areas in all phases of construction.

Abuse/Impact Resistant Gypsum Panel Test Methods – ASTM C 1629

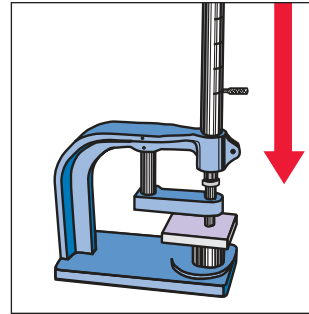
Standard Classification for Abuse Resistant, Non-Decorated Interior Gypsum Panel Products and Fiber-Reinforced Cement Panels

The American Society for Testing Materials (ASTM) established abuse and impact resistant standards to measure the ability of gypsum panels to withstand abrasion, indentation, and cavity penetration. Established in 2006, this standard allows manufacturers to quantify product performance.



Surface Abrasion (Modified ASTM D 4977)

This test measures the ability of a gypsum panel surface to resist scratches and scuffs by subjecting the panel to 50 back and forth cycles with a wire brush weighted with 25 pounds. The depth of the abrasion is measured. The test was originally developed to test granule adhesion to mineral surfaced roofing.



Surface Indentation (ASTM D 5420 – Gardner Impact Test)

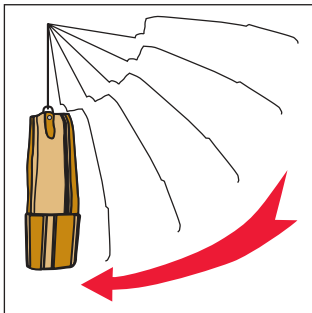
This test measures the ability of a gypsum panel to resist dents by a small hard object, by raising and dropping a hemispherical rod onto the gypsum panel. The depth of the indentation is measured. The original test was developed to test flat, rigid sheets of plastic.

Surface Abrasion Resistance Performance Requirements: ASTM D 4977

CLASSIFICATION LEVEL	ABRADED DEPTH MAXIMUM
1	0.126" (3.2 mm)
2	0.059" (1.5 mm)
3	0.010" (0.3 mm)

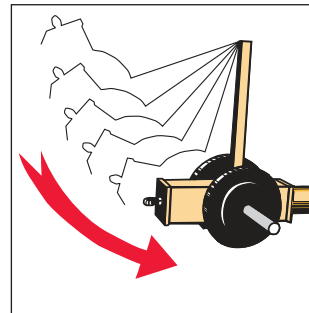
Indentation Resistance Performance Requirements: ASTM D 5420

CLASSIFICATION LEVEL	INDENTATION MAXIMUM
1	0.150" (3.8 mm)
2	0.100" (2.5 mm)
3	0.050" (1.3 mm)



Single Drop Soft Body Impact (Modified ASTM E 695)

This test measures the ability of a gypsum panel to withstand a single impact of a heavy soft object. This test is conducted by swinging a leather bag loaded with steel pellets into the panel. When the panel breaks, the height of the drop and weight of the bag are used to calculate the foot-pound measurement required to break the panel. The test was originally developed to measure relative resistance of wall, floor, and roof construction to impact loading.



Hard Body Impact (Annex A1)

This test measures the ability of a gypsum panel to withstand the impact of a hard object such as a hammer or heel of a boot. A panel is impacted with 2-3/4" steel cylinder mounted to a ram. Weights are added to the ram and the panel is impacted one time. The maximum amount of impact force the panel can withstand without breaching the stud cavity is reported.

Soft Body Impact Test Performance Requirements: ASTM E 695

CLASSIFICATION LEVEL	SOFT BODY MINIMUM
1	90 ft.-lbs. (112 J)
2	195 ft.-lbs. (265 J)
3	300 ft.-lbs. (408 J)

Hard Body Impact Test Performance Requirements: Annex A1

CLASSIFICATION LEVEL	HARD BODY MINIMUM
1	50 ft.-lbs. (68 J)
2	100 ft.-lbs. (136 J)
3	150 ft.-lbs. (204 J)


Gold Bond® BRAND

EXP® Interior Extreme® AR Gypsum Panel

Description

Gold Bond® BRAND EXP® Interior Extreme® AR Gypsum Panel is an abuse, moisture and mold resistant gypsum panel designed for interior applications requiring increased resistance to incidental moisture and surface abrasion.

EXP Interior Extreme AR is manufactured with an enhanced abuse, moisture and mold resistant gypsum core and facer. The facer is composed of a coated fiberglass mat which provides superior abrasion and moisture resistant capabilities. The specially formulated core provides greater abuse resistance to surface abrasion and indentation. It is produced in a 5/8" thickness with a Fire-Shield® Type X core. EXP Interior Extreme AR is easily identified by the back facer in National Gypsum's original PURPLE® color and the printing on the tapers.



Basic Uses

EXP Interior Extreme AR is designed for interior use in wall assemblies in areas where surface durability, indentation and mold and mildew resistance are major concerns.

Can be used for pre-rock applications before the building envelope is completely enclosed which may shorten construction cycles.

Features/Benefits

- Provides greater resistance to surface abuse and indentation over standard gypsum board.

- Will withstand up to 12 months of interior exposure to the elements, subject to the terms, conditions and exclusions of National Gypsum's Limited Warranties.
- Resists the growth of mold per ASTM D 3273 with a score of 10, the best possible score. **(see page 6)*
- EXP Interior Extreme AR has achieved a UL Environment claim validation for microbial resistance when tested per ASTM D 6329.
- Coated fiberglass mat on face and back for easy handling.
- EXP Interior Extreme AR is an approved component in specific UL fire rated designs.
- Less than 5% water absorption per ASTM C 473.
- GREENGUARD GOLD Certified as a low emitting material meeting section 01350 (CDPH).

Technical Data

PHYSICAL PROPERTIES	
Nominal Thickness	5/8"
Standard Width	4'
Standard Lengths	8'-12'
Nominal Weight, lbs./sf.	2.8
Permeance, perms, (ASTM E 96, dry cup)	>10
Linear Expansion	6.25×10^{-6}
Coefficiency of Thermal Expansion	9.26×10^{-6}
Flexural Strength, parallel, lbf.	≥ 100
Flexural Strength, perpendicular, lbf.	≥ 140
"R" Value (ASTM C 518)	0.50
Noncombustible (ASTM E 136)	Yes
Nail Pull Resistance minimum, lbf.	90
Hardness-core, edges and ends, lbf.	≥ 15
Water Absorption, % of weight, lbf. (ASTM C 473)	≤ 5
Surface Water Absorption, grams	≤ 1.6
Surface Burning Characteristics Flame Spread/Smoke Developed (ASTM E 84)	0/0
Humidified Deflection	1/8"
Bending Radius	8'
Resists Growth of Mold	Yes
Edges	Tapered

ASTM C 1629	
Surface Abrasion Resistance	Level 3
Indentation Resistance	Level 1
Soft Body Impact Resistance	Level 2
Hard Body Impact Resistance	Level 1

APPLICABLE STANDARDS AND REFERENCES	
ASTM C 1629	
ASTM C 1658	
Appropriate sections of ASTM C 1396	
ASTM C 473	
ASTM D 3273	
ASTM D 6329	
ASTM C 840**	
ASTM E 84	
ASTM E 96	
ASTM E 136	
ASTM C 518	
Gypsum Association GA-216**	
Gypsum Association GA-214	
Gypsum Association GA-238	
Gypsum Association GA-600	
Gypsum Association GA-801	
National Gypsum, <i>Gypsum Construction Guide</i>	

** Good building practices should always be followed to minimize adverse moisture exposure. When conditions require installation of board before the building is fully enclosed, EXP Interior Extreme products offer the best possible solution.

Gold Bond® BRAND

EXP® Interior Extreme® IR Gypsum Panel

Description

Gold Bond® BRAND EXP® Interior Extreme® IR Gypsum Panel is an impact, moisture and mold resistant gypsum panel designed for interior applications requiring increased resistance to incidental moisture and wall penetrations.

EXP Interior Extreme IR is manufactured with an enhanced abuse, impact, moisture and mold resistant gypsum core and facer. The facer is composed of a coated fiberglass mat which provides superior abrasion and moisture resistant capabilities. A fiberglass mesh is embedded into the core, close to the back of the board to provide impact/penetration resistance. It is produced in a 5/8" thickness with a Fire-Shield® Type X core. EXP Interior Extreme IR is easily identified by the back facer in National Gypsum's original PURPLE® color and the printing on the tapers.



Basic Uses

EXP Interior Extreme IR is designed for interior use in wall assemblies in areas where surface durability, impact/penetration and moisture/mold/mildew resistance are major concerns.

Can be used for pre-rock applications before the building envelope is completely enclosed which may shorten construction cycles.

Features/Benefits

- Provides greater resistance to surface abuse and impact penetration over standard gypsum board.

- Will withstand up to 12 months of interior exposure to the elements, subject to the terms, conditions and exclusions of National Gypsum's Limited Warranties.
- Resists the growth of mold per ASTM D 3273 with a score of 10, the best possible score. * (see page 6)
- EXP Interior Extreme IR has achieved a UL Environment claim validation for microbial resistance when tested per ASTM D 6329.
- Coated fiberglass mat on face and back for easy handling.
- EXP Interior Extreme IR is an approved component in specific UL fire rated designs.
- Less than 5% water absorption per ASTM C 473.
- EXP Interior Extreme IR is easily scored and snapped for quick installation.
- GREENGUARD GOLD Certified as a low emitting material meeting section 01350 (CDPH).

Technical Data

PHYSICAL PROPERTIES	
Nominal Thickness	5/8"
Standard Width	4'
Standard Lengths	8'-12'
Nominal Weight, lbs./sf.	2.8
Permeance, perms, (ASTM E 96, dry cup)	>10
Linear Expansion	6.25×10^{-6}
Coefficiency of Thermal Expansion	9.26×10^{-6}
Flexural Strength, parallel, lbf.	≥ 100
Flexural Strength, perpendicular, lbf.	≥ 140
"R" Value (ASTM C 518)	0.50
Noncombustible (ASTM E 136)	Yes
Nail Pull Resistance minimum, lbf.	90
Hardness-core, edges and ends, lbf.	≥ 15
Water Absorption, % of weight, lbf. (ASTM C 473)	≤ 5
Surface Water Absorption, grams	≤ 1.6
Surface Burning Characteristics Flame Spread/Smoke Developed (ASTM E 84)	0/0
Humidified Deflection	1/8"
Bending Radius	8'
Resists Growth of Mold	Yes
Edges	Tapered

ASTM C 1629	
Surface Abrasion Resistance	Level 3
Indentation Resistance	Level 1
Soft Body Impact Resistance	Level 3
Hard Body Impact Resistance	Level 2

APPLICABLE STANDARDS AND REFERENCES	
ASTM C 1629	
ASTM C 1658	
Appropriate sections of ASTM C 1396	
ASTM C 473	
ASTM D 3273	
ASTM D 6329	
ASTM C 840**	
ASTM E 84	
ASTM E 96	
ASTM E 136	
ASTM C 518	
Gypsum Association GA-216**	
Gypsum Association GA-214	
Gypsum Association GA-238	
Gypsum Association GA-600	
Gypsum Association GA-801	
National Gypsum, <i>Gypsum Construction Guide</i>	

** Good building practices should always be followed to minimize adverse moisture exposure. When conditions require installation of board before the building is fully enclosed, EXP Interior Extreme products offer the best possible solution.

EXP Interior Extreme AR & IR Gypsum Panels

Limitations

- EXP Interior Extreme AR and IR are intended for interior use only.
- Panels are nonstructural and are not a nailing base.
- Do not finish joints until building is properly closed in and conditioned.
- Exposure to excessive or continuous moisture and extreme temperatures should be avoided. Gypsum panels are not recommended where they will be exposed to temperatures exceeding 125°F (52°C) for extended periods of time.
- EXP Interior Extreme AR and IR should not be used in areas subject to constant and/or excessive moisture and high humidity such as gang showers, saunas, steam rooms or swimming pool enclosures.
- EXP Interior Extreme AR and IR should not be used as a backer board directly behind tile in tub and shower areas.
- When installing EXP Interior Extreme AR or IR in horizontal applications, such as ceilings, it should not be installed in pre-rock conditions.
- Minimum 20 gauge framing.
- Panels must be stored off the ground and under cover. Sufficient risers must be used to assure support for the entire length of the gypsum panel to prevent sagging.
- Care should be taken to ensure that the panels are kept dry prior to, and during installation. Adequate care should be taken while transporting, storing, applying and maintaining panels. For additional information, refer to the Gypsum Association publication, "Guidelines for Prevention of Mold Growth on Gypsum Board" (GA-238-03), which is available at www.gypsum.org under the "Download Free Gypsum Association Publications" section.

Installation

Installation of EXP Interior Extreme AR and IR should be consistent with methods described in Applicable Standards. For best impact performance on walls, use vertical orientation.

Listed impact/penetration ratings apply to walls constructed with EXP Interior Extreme AR and IR applied with long edges parallel to and centered over minimum 20 gauge framing members spaced a maximum of 16" o.c.

Install EXP Interior Extreme AR and IR in accordance with GA-216 "Application and Finishing of Gypsum Panel Products" and ASTM C 840 "Standard Specification for Application and Finishing of Gypsum Board for Non-Fire Rated Construction." In addition, the following recommendations should be followed:

- Fasteners shall be driven just below the surface, avoiding damage to the core and/or facer.
- Unlike paper-faced gypsum board, EXP Interior Extreme AR and IR can be installed in pre-rock wall applications. Water sensitive materials should not be installed adjacent to EXP Interior Extreme AR and IR until the building is dried in.
- For optimal results when transitioning from EXP Interior Extreme AR and IR to paper-faced gypsum board, panels should be butted at corners or above drop ceilings.

Finishing

The finishing of EXP Interior Extreme AR and IR panels should be specified and performed in accordance with Gypsum Association Publication GA-214 "Recommended Levels of Gypsum Board Finish." Joints between EXP Interior Extreme AR and IR panels may be finished

with either paper tape and ready mix joint compound or fiberglass mesh tape and setting compound such as ProForm BRAND Interior Finishing Products. In most areas to receive final decoration, skim coating of the entire surface is recommended.

In critical lighting conditions or when using gloss, semi-gloss or enamel paints, finish panels to a Level 5 finish as outlined in GA-214.

Decoration

For best painting results, all surfaces, including joint compound, should be clean and dust-free. To improve fastener and joint concealment, a coat of a quality drywall primer is recommended to equalize the porosities between surface facer and joint compound.

The level of finish selection and paint required to provide the specified or desired finished characteristics is the responsibility of the architect or contractor.

A gypsum panel that is to have a wallcovering applied should be prepared and primed as described for painting.

Safety: The following standard work practices are recommended: Installers should wear long pants and a long-sleeved loose fitting shirt. Protective gloves and special eye protection (goggles or safety glasses with side shield) should be used. A dust mask should be worn when sanding and additional breathing protection may be needed in extremely dusty conditions. Do not use a power saw to cut this product.

Caution: Because this product contains fiberglass, dust and glass fibers may be released during normal handling, which could result in eye or skin irritation or cause difficulty in breathing. Whenever possible, avoid contact with the skin and eyes and avoid breathing dust or fibers that may be released during installation. Consult the MSDS for this product, available at purplechoice.info before use.

Fire Resistance Ratings

Fire resistance ratings represent the results of tests on assemblies made up of specific materials in specific configurations. When selecting construction designs to meet certain fire resistance requirements, caution must be used to ensure that each component of the assembly is the one specified in the test. Further, precaution should be taken that assembly procedures are in accordance with those of the tested assembly. For copies of specific tests, call 1-800-NATIONAL. For fire safety information, see nationalgypsum.com.

UL Core Designation

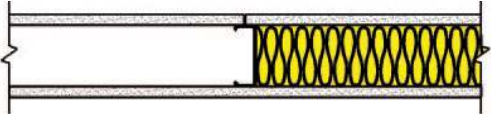
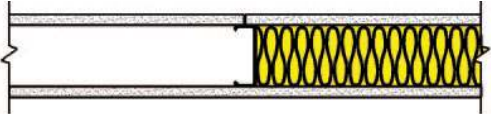
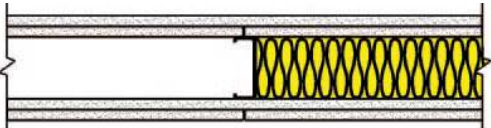
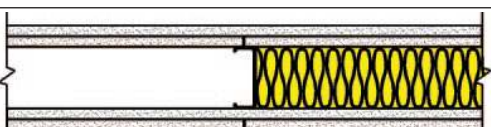
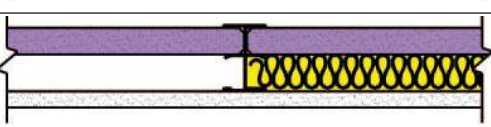
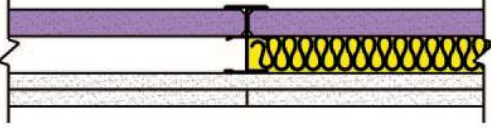
5/8" EXP Interior Extreme AR and IR: FSW-6

*Mold and Mildew Resistance

EXP Interior Extreme AR was designed to provide extra protection against mold and mildew compared to standard gypsum board products. When tested by an independent laboratory, EXP Interior Extreme AR & IR products received the highest possible ratings per ASTM D 3273.

No material can be considered "mold-proof," nor is it certain that any material will resist mold or mildew indefinitely. When used in conjunction with good design, handling and construction practices, EXP Interior Extreme AR & IR products can provide increased mold resistance versus standard gypsum board products. As with any building material, avoiding water exposure during handling, storage and installation, and after installation is complete, is the best way to avoid the formation of mold or mildew.

Fire-Rated Assemblies

UL LISTED EXP PARTITIONS – STEEL FRAMING			
Fire Rating	UL Design No.		Description
1 hr. Load Bearing	U425		5/8" EXP Interior Extreme AR or IR Gypsum Panels applied vertically or horizontally to each side of 3-1/2", 20 gauge steel studs 24" o.c. Joints staggered on opposite side.
1 hr.	U465/V438		5/8" EXP Interior Extreme AR or IR Gypsum Panels applied vertically or horizontally to each side of 3-5/8" steel studs 24" o.c. Vertical joints staggered on opposite side.
2 hr. Load Bearing	U425		Two layers 5/8" EXP Interior Extreme AR or IR Gypsum Panels applied vertically or horizontally to each side of 3-1/2" steel studs 24" o.c. Joints staggered each layer and side.
2 hr.	U411/V438		Two layers 5/8" EXP Interior Extreme AR or IR Gypsum Panels applied vertically or horizontally to each side 2-1/2" steel studs 24" o.c. Joints staggered each layer and side.
1 hr.	U499		1" Shaftliner installed between 2-1/2" steel I-studs, C-H studs, or C-T studs 24" o.c. 5/8" (15.9 mm) EXP Interior Extreme AR or IR Gypsum Panel applied horizontally or vertically to studs with 1" type S screws at 12" o.c. on side opposite shaftliner panel.
2 hr.	U497		1" Shaftliner installed between 2-1/2" steel I-studs, C-H studs, or C-T studs 24" o.c. Two layers 5/8" EXP Interior Extreme AR or IR Gypsum Panels applied vertically to studs on side opposite shaftliner panel. Joints staggered between layers. Two layers of 5/8" EXP Interior Extreme AR or one layer of 5/8" EXP Interior Extreme IR installed over EXP Interior Extreme, applied vertically or horizontally to each side of 20-gauge I-stud, C-H stud, or C-T shaftwall studs, 24" o.c. System is designed to comply with requirements of International Building Code, Section 403.2.3, for impact resistant shaft and stair enclosures.

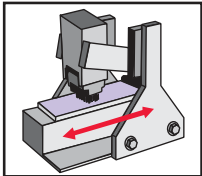
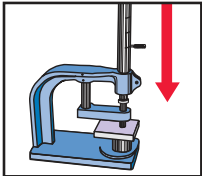
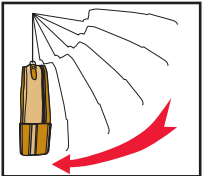
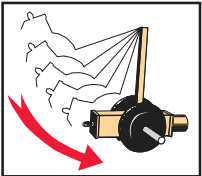
UL Listed Assemblies

The 5/8" EXP is classified as Type X for use in the following UL listings: U301, U302, U305, U309, U326, U330, U332, U338, U339, U341, U342, U344, U351, U354, U355, U356, U357, U358,

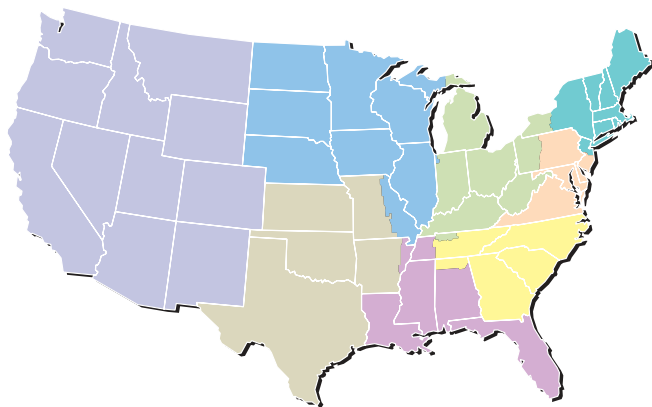
U360, U364, U369, U371, U379, U392, U405, U411, U418, U420, U421, U425, U434, U436, U439, U449, U450, U460, U465, U466, U475, U487, U494, U497, U498, U499, U505, U524, U525, U531,

U646, U647, U648, U649, U651, U652, U926, V408, V419, V420, V421, V425, V430, V432, V433, V434, V435, V438, V449, V450, V452, V486, V488, X510, X526, X528.

Abuse and Impact Test Results

ASTM C 1629	ASTM D 4977 Surface Abrasion	ASTM D 5420 Surface Indentation	ASTM E 695 Soft Body Impact	Annex A1 Hard Body Impact
				
Product	Classification Level	Classification Level	Classification Level	Classification Level
EXP Interior Extreme AR	3	1	2	1
EXP Interior Extreme IR	3	1	3	2
EXP Interior Extreme IR over EXP Interior Extreme (Double Layer)	3	1	3	3
EXP Interior Extreme IR over EXP Interior Extreme IR (Double Layer)	3	1	3	3

CUSTOMER SERVICE SALES AREAS



Atlantic Area

Phone: (800) 237-9167
Fax: (877) 252-0430

Central Area

Phone: (800) 252-1065
Fax: (866) 232-0440

Gulf Area

Phone: (800) 343-4893
Fax: (866) 482-8940

Midwest Area

Phone: (800) 323-1447
Fax: (866) 692-8590

Northeast Area

Phone: (800) 253-3161
Fax: (866) 632-1480

Southeast Area

Phone: (800) 548-9394
Fax: (866) 732-1990

Southwest Area

Phone: (800) 548-9396
Fax: (866) 792-7520

Western Area


Phone: (800) 824-4227
Fax: (800) 438-6266

National Accounts

Phone: (800) 440-1230
Fax: (866) 622-3590

Manufactured Housing

Phone: (800) 455-3185
Fax: (800) 639-1714



For the latest technical and product information, go to: purplechoice.info

Corporate Headquarters

National Gypsum Company
2001 Rexford Road
Charlotte, NC 28211
Phone: (704) 365-7300
Web: nationalgypsum.com
nationalgypsum.com/espanol

Technical Information

Phone: (800) NATIONAL
(800) 628-4662
Fax: (800) FAX-NGC1
(800) 329-6421

LIMITED WARRANTY

(United States and Territories Only)

National Gypsum Company ("NGC") warrants to the purchasers of its EXP® Interior Extreme® gypsum panels, and to the owner at the time of installation of any building on which such product is installed, that subject to the conditions and limitations set forth below:

1. EXP Interior Extreme will at the time shipped by NGC be free from defects in material and workmanship that would make it unsuitable for its intended use ("Defects Warranty"); and
2. EXP Interior Extreme will not deteriorate or delaminate as a result of normal use conditions or as a result of exposure to normal weather conditions in areas of use and application [for which the product is intended ("Exposure Warranty").

The Defects Warranty will remain in effect until 3 years after the date the product is purchased by the contractor for purposes of installation.

The Exposure Warranty will remain in effect until 12 months after the date of installation of the product.

The warranties provided hereunder may not be transferred or assigned.

WARRANTY CONDITIONS

This warranty applies only if the following conditions are met:

- The installation methods are in accordance with applicable building codes and applicable written recommendations and specifications published by NGC;
- The product has been properly handled and stored at all times according to standard building practices, and has not been abused or used for an improper application;
- The problem with the product is not due to structural movement of the building; movement in, failure of or defects in materials to which the product is attached or which are attached to it; causes other than normal weather conditions, such as near gale or higher force winds, tornadoes, hail storms, hurricanes, floods, earthquakes or falling objects; immersion in water, or sustained pooling or cascading of water; or fire, vandalism, misuse or abuse; and
- The building on which the product is installed is maintained with reasonable care.

EXCLUSIONS AND LIMITATIONS

This warranty does not cover damage or claims to the extent arising from or relating to:

- Other manufacturers' products used with EXP Interior Extreme;
- Mold, mildew, algae, fungus or other conditions involving organic growth;
- Installation over structural or framing members that are or which become twisted, bowed or otherwise distorted;
- Damage due to improper installation or building or system design;
- Handling or storage not in accordance with standard building or industrial practice;
- Failure to purchase and install EXP Interior Extreme within 12 months from its date of manufacture;
- Use of EXP Interior Extreme other than its intended use;
- A third-party's actions, omissions or negligence;
- Installations in buildings that have not been maintained with reasonable care; or

- The performance of other materials applied or attached to, or installed over, with or adjacent to EXP Interior Extreme.

This Limited Warranty is the only warranty applicable to EXP Interior Extreme and IS IN LIEU OF AND EXCLUDES, AND NGC DISCLAIMS, ALL OTHER WARRANTIES EXPRESSED OR IMPLIED, INCLUDING BUT NOT LIMITED TO THE IMPLIED WARRANTIES OF MERCHANTABILITY AND FITNESS FOR A PARTICULAR PURPOSE. NGC WILL NOT BE RESPONSIBLE OR LIABLE FOR ANY SPECIAL, INDIRECT, INCIDENTAL, CONSEQUENTIAL, EXEMPLARY OR PUNITIVE DAMAGES, REGARDLESS OF THE NATURE OR THEORY OF THE CLAIM, OR FOR LOSS OF INCOME OR PROFITS, DAMAGE TO ANY STRUCTURE, CONTENTS OR OTHER PROPERTY, OR LOSS OF USE. Some states prohibit the exclusion or limitation of warranties or may not allow the exclusion or limitation of incidental or consequential damages, so the above disclaimers may not apply to you. This warranty gives you specific legal rights and you may also have other rights which will vary depending upon the state.

EXP Interior Extreme has natural surface characteristics that result normally from its manufacture that are not to be considered defects or evidence of a breach of this warranty.

CLAIMS

All claims under this warranty must be submitted in writing to NGC within thirty (30) days from the time you discover a problem with EXP Interior Extreme. Include a brief description of the problem with photographs and copies of sales receipts, invoices or other documents which may show the dates of purchase and installation. Mail this information to:

National Gypsum Company
5901 Carnegie Boulevard
Charlotte, NC 28209
Attn: Director, Quality Services R&D

If NGC determines that the product in question does not comply with this Limited Warranty, NGC will replace the product or, at its option and for product which has been installed, will provide reimbursement to cover costs of repair and replacement up to a maximum of two times the price paid for the product at the time of purchase for installation. Such price must be properly documented by the claimant. THIS REMEDY SHALL BE THE EXCLUSIVE REMEDY FOR ANY CLAIM HEREUNDER AND IS THE TOTAL LIABILITY OF NGC FOR ANY CLAIM OF PROBLEMS OR DEFECTS WITH EXP INTERIOR EXTREME, WHETHER BASED ON THIS LIMITED WARRANTY OR ANY OTHER LEGAL THEORY, INCLUDING BUT NOT LIMITED TO BREACH OF CONTRACT, NEGLIGENCE, OR STRICT LIABILITY.

Issued March 2010
Revised October 2014



National Gypsum®