

FIBER GLASS INSULATION VS. CELLULOSE INSULATION

Facts you should know before you insulate

CLAIM: State or assert that something is the case, typically without providing evidence or proof.

FACT: A thing that is known or proved to be true.



SIMPLE GUIDELINES TO HELP YOU MAKE THE RIGHT CHOICE

Read the facts about:

- Thermal Performance
- R-value per Inch and Weight Limits
- Air Infiltration
- Cathedral Ceiling Ventilation
- Fire Resistance
- Health and Safety
- Environmental Contribution
- Effects of Moisture
- Acoustical Performance

Builders face numerous choices when deciding on insulation materials and suppliers. Making the right decision can be confusing.

The most popular* choice for insulating in new construction continues to be fiber glass insulation, although some builders choose cellulose insulation as an alternative. Fiber glass insulation is produced in R-values from R-12 to R-60, in batts and blankets, as well as loosefill. Cellulose insulation, which is made principally of shredded newspapers with fire-retardant chemical additives, is produced only in loosefill form, and is installed in either a dry blow (in attics and retrofit wall applications) or a wet-spray method (which is primarily used in new construction sidewall applications).

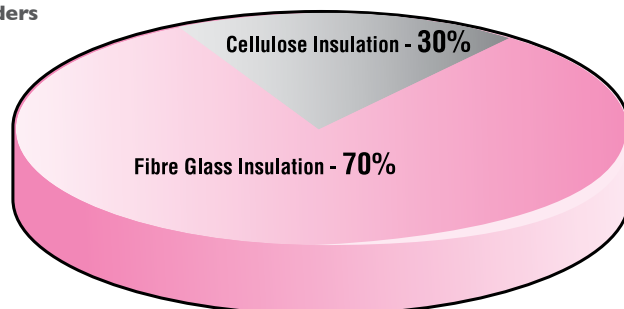
More than 35 million homes that have been insulated with fiber glass insulation. And Owens Corning is continuing a 50-year tradition of research and development to bring you even better insulating products.

Owens Corning maintains an extensive and industry leading science and technology facility, with experienced scientists, engineers and building science experts working in complete laboratories for thermal performance, air infiltration, fire safety and acoustics testing.

Today, there are conflicting performance claims regarding fiber glass insulation. But in head-to-head technical comparison, the facts show that Owens Corning fiber glass insulation is truly excellent.

Insulation Type used By Builders

Source: 1997 Builder Practices Survey



*2/3 of installers prefer EcoTouch® insulation over the competition.
Canadian Quantum Clinic findings conducted by Ducker on behalf of Owens Corning, Dec. 2010

THERMAL PERFORMANCE

CLAIM: Cellulose insulation delivers the R-value stated on its package.

CELLULOSE INSULATION FACT

In some cases, the R-value and thickness listed on cellulose insulation packages reflect settled density only (as minimum requirement of CAN/ULC S703 cellulose standard) – the density the product achieves over some length of time. In attics, if the contractor installs cellulose insulation at the labelled settled thickness, the homeowner will not receive the stated R-value, due to settlement after installation. If extra cellulose insulation is not installed, the insulation may never achieve its claimed insulating power because it will lose approximately 15 to 25 percent of its R-value over time from settling.

Note: All cellulose insulation packaging should feature a statement concerning the installed and settled thickness R-value of the product.

FIBER GLASS INSULATION FACT

Owens Corning fiber glass insulation products are clearly labelled by R-value. Those values are based on tests done in accordance to the test standards referenced in the material standard ULC S702. Furthermore, fiber glass batt and loosefill insulations are factory-engineered to retain their thermal performance for the lifetime of the product. Properly installed, they will not significantly sag or settle, thereby assuring that the installed R-value is maintained.

Fiber glass batts and properly installed loosefill insulations are not significantly affected by convection (the upward movement of warm air). The Canadian insulation standard (CAN/ULC S702) has incorporated minimum thermal resistivity requirements for batts and loosefill insulations to ensure suitable performance even in extremely cold weather environments.

R-VALUE PER INCH AND WEIGHT LIMITS

CLAIM: Cellulose insulation has a higher “R-value per inch” than fiber glass insulation.

CELLULOSE INSULATION FACT

Cellulose insulation only has a higher R-value per inch than fiber glass insulation where it doesn't matter – in attic applications, where installation depth is not usually an issue. However, installing an R-value above RSI 4.58 (R-26) for standard density cellulose insulation (RSI 6.55 (R-37) for low density cellulose) exceeds the weight limitations given by certain drywall manufacturers in constructions with 24 inches (600 mm) on-centre framing with 1/2-inch (13 mm) drywall.

Cellulose insulation settles over time. The Canadian standard for cellulose fibre insulation for buildings, CAN/ULC S703 requires the manufacturers to include a coverage chart on their packaging showing the minimum applied and settled thickness required to meet the thermal performance stated. The standard also defines minimum density, settling and thermal resistivity requirements that need to be met to ensure stated performance once installed in the field. Failure to meet all of these requirements may significantly reduce the thermal performance of the product installed in the field.

Variations in product and installation technique may affect the overall R-value of wet-spray cellulose in wall applications. Installers may add differing percentages of water and/or adhesive to the shredded newspaper insulation, thus altering the material's installed density and actual R-value.

The density of blown-in insulation can be verified by sampling the installed material. To do this, a measured core sample of material should be cut from the wall, weighed and compared to the package's installation label for proper installed density. This process should be repeated several times in the house to get a representative sampling.

FIBER GLASS INSULATION FACT

In attics, fiber glass loosefill insulation can match cellulose insulation R-value for R-value. Thus builders should consider performance, not thickness or R-value per inch when making insulation decisions.

There is essentially no weight limit for fiber glass batt or loosefill insulation in attic installations. In fact, a maximum RSI 13.73 (R-78) PROPINK® Loosefill Fiber Glass Insulation can be installed over 1/2-inch (13 mm) drywall ceilings with framing 24 inches (600 mm) on centre.

For 2x4 wall cavity applications, Owens Corning offers PINK® FIBERGLAS® thermal batt insulations (R-12 (RSI 2.11) and R-14 (RSI 2.47) or Propink Complete™ loosefill insulation (R-14.48 (RSI 2.55) at corresponding densities.

For 2x6 wall cavity applications, Owens Corning offers PINK® FIBERGLAS® thermal batt insulations (R-19/20 (RSI 3.35/3.52); R-22 (RSI 3.87) and R-24 (RSI 4.23) or Propink Complete™ loosefill insulation (R-23 (RSI 4.05) or R-24 (RSI 4.23) at corresponding densities.

The ability of fiber glass insulation to provide the desired R-value for a given space equals or exceeds the ability of cellulose insulation. Fiber glass insulation is offered in different densities, allowing you to achieve different R-values for a given space.

AIR INFILTRATION

CLAIM: Dense-pack and wet-spray cellulose insulation systems make a house more airtight vs. fiber glass insulation.

CELLULOSE INSULATION FACT

Cellulose manufacturers claim that their “dense-pack” and wet-spray insulations reduce air leakage through framed wall and attic assemblies, compared to fiber glass insulation. However, air leakage occurs mainly through penetrations through these assemblies and at connection points of the components that make up the building envelope.

According to The Guide to Attic Air Sealing by Building Science Corporation attics should be sealed prior to installing insulation. Adding insulation alone, without air sealing, does not provide significant improvement of building air tightness.

In terms of wall assemblies, openings for wiring runs, light switches, plumbing, and HVAC equipment is where air leakage can occur. These areas should be sealed with foam sealants and/or caulking as defined in the Building Science Corporation report, Sealing Air Barrier Penetrations. In other words, wall cavity insulation plays an important role in a house, but its job is to provide resistance to heat loss or heat gain, not to reduce air leakage.

FIBER GLASS INSULATION FACT

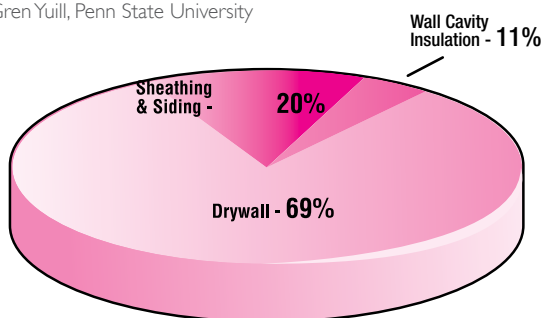
Building Science Corporation has released a report, Thermal Metric Summary Report - September 23, 2013, which details the results of a multi-year insulation research project. One of the main focuses of this report was the effect air leakage had on thermal performance. The report concluded all wall assemblies experienced a loss in thermal performance due to air movement through the assembly. This is true for all of the assemblies tested, regardless of the type of insulation material used.

The National Building Code of Canada requires the installation of a CONTINUOUS AIR BARRIER SYSTEM. It further details a maximum air leakage rate of materials that qualify to be used as an air barrier or in an air barrier system. Insulations produced from fiber glass or cellulose will not meet the air leakage requirement defined within Canadian Codes. Due to these qualifications Building Officials would not accept air barrier systems with components of fiber glass or cellulose insulation.

The National Energy Code of Canada for Buildings 2011 (NECB), Section 3.2.4. Air Leakage, calls for the building envelope shall be designed and constructed with a CONTINUOUS AIR BARRIER SYSTEM comprised of air barrier assemblies to control air leakage into and out of the conditioned space. While fiber glass and cellulose insulation may reduce air leakage the material composition of these insulations cannot fully control or prevent air leakage and therefore, will not meet the criteria as air barrier components by Canadian Codes.

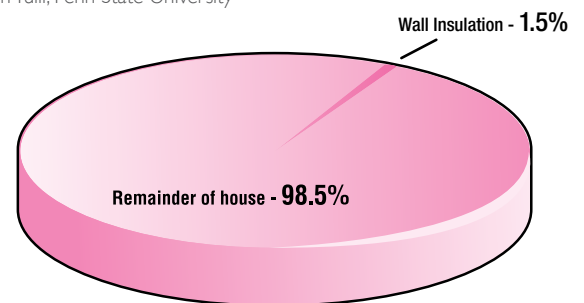
Effect of Construction Materials In Resisting Exterior Wall Air Infiltration

Source: 1996 Whole House Air Infiltration Study by Dr. Gren Yuill, Penn State University



Impact of Cavity Insulation on Whole House Air Infiltration

Source: 1996 Whole House Air Infiltration Study by Dr. Gren Yuill, Penn State University



CATHEDRAL CEILING VENTILATION

CLAIM: Some cellulose insulation manufacturers and promoters have stated that it is unnecessary to provide venting between the insulation and the roof deck in cathedral ceiling applications.

CELLULOSE INSULATION FACT

Cellulose insulation is no different than fiber glass insulation when it comes to following building codes and common construction practices regarding ventilation of cathedral ceilings. To meet building code requirements in all areas of the country – and to simply follow good construction techniques – the rafter cavity between the roof deck and the insulation must be ventilated. These codes require unrestricted vent area of not less than 1/150 of the insulated ceiling area for cathedral ceilings or where the roof slope is less than 1 in 6 for any type of insulation. For attics, the unobstructed vent area is required to be not less than 1/300 of the insulated ceiling area.

Vents may be roof type, eave type, gable end type or any combination thereof, uniformly distributed on opposite sides of the building and with not less than 25% of the required openings located at the top or the bottom of the space. Most shingle warranties require that the area beneath the roof sheathing or deck be properly ventilated.

FIBER GLASS INSULATION FACT

To provide effective ventilation through the rafter cavities between the roof deck and the insulation in cathedral ceiling applications, a minimum 64 mm (2 1/2") passageway between the insulation and the roof sheathing is required by building codes. Since roof rafters are typically notched at the wall top plate, baffles are commonly used to provide passageway clearance at the eave.

If the cathedral ceiling insulation is too thick to provide an adequate passageway, then 38 mm (1-1 1/2") thick purlins shall be installed to the top of the joists and the design insulation thickness may then come to 25 mm (1") from the top of the joist.

If the required thermal performance cannot be achieved by the addition of purlins to the joists, Owens Corning FOAMULAR® CodeBord® or FOAMULAR® C-200 Extruded Polystyrene Insulation boards may be fastened on the bottom of the roof joists. Tape joints in foam board or install a polyethylene vapour barrier over foam. Install strapping over foam to support gypsum board finish. Install PINK® FIBERGLAS® batt insulation between the joists to achieve the overall desired thermal resistance.

FIRE RESISTANCE

CLAIM: Cellulose insulation will not burn.

CELLULOSE INSULATION FACT

Cellulose insulation is made principally of shredded newspapers – a combustible material. It must be treated with fire-retardant chemicals to meet minimum fire safety standards. However, according to a study conducted by the California Bureau of Home Furnishings, fire-retardant chemicals can disappear from the insulation over time – as much as 28 percent in the first two-year period following installation.

The city of Palo Alto, California, tested cellulose insulation in 133 attics for fire safety. Only eight of the attics passed the requirements of the Consumer Product Safety Commission fire tests.

A December, 1993 survey by the Indiana State Fire Marshal's Office of 900 fire departments found that 72 percent of them fight cellulose insulation fires in an average year.

FIBER GLASS INSULATION FACT

Fiber glass insulation is made primarily from sand, an inherently non-combustible material. Therefore, glass fibers will not burn and require no fire-retardant chemicals.

All Canadian unfaced PINK® Home Insulation and Owens Corning PROPINK® Loosefill Fiber Glass Insulations are listed as non-combustible per CAN/ULC S114 (see ULC Listing File BICWC.R3576). And they remain non-combustible for the life of the product.



Some cellulose samples have failed the ASTM E970 fire safety test only six months after installation.



Fiber glass loosefill and batt insulations pass the ASTM E970 fire safety test.

HEALTH & SAFETY

CLAIM: Cellulose insulation is safer to install than fiber glass insulation.

CELLULOSE INSULATION FACT

Not enough is known about the safety of cellulose. No health testing by cellulose manufacturers or the cellulose industry exists and no hazard testing or risk assessment evaluations have been done on cellulose insulation. While many cellulose insulation manufacturers claim that their product is made from natural, safe, recycled materials, typically 20 percent of cellulose insulation is chemicals by weight. Some ingredients in shredded newspaper insulation are known to adversely affect health: paper dust causes chronic pulmonary obstructive disease, and boric acid and borax fire-retardants have been shown to cause reproductive disorders in laboratory rats.

Some labour organizations have called for testing the health effects of cellulose insulation and have urged manufacturers to act responsibly and test their products. They have argued that simply because a product is untested does not mean it is safe. Those unions have also asked the federal government to test cellulose insulation. The National Institute of Environmental Health Sciences, through the National Toxicology Program, has agreed to conduct such testing.

FIBER GLASS INSULATION FACT

Fiber glass insulation is safe to use when the simple directions printed on the package are followed. In terms of safety testing, fiber glass insulation is one of the most tested building materials ever. Studies conducted over the past 50 years involving 40,000 workers have not established a causal relationship between exposure to glass fibers and cancer or any other disease in plant workers or installers. In fact, during the last 50 years, more than 600 reports and scientific articles have been published on the subject.

Following the simple work practices described on the label permits installer comfort and lowers exposure to airborne fibers. The potential health effects of glass fibers have been reviewed by various national and international bodies for over 20 years. The World Health Organization, International Agency for Research on Cancer classified insulation glass wool as not classifiable as to their carcinogenicity to humans (Group 3) (IARC Monographs on the Evaluation of Carcinogenic Risks to Humans Volume 81, Man-Made Vitreous Fibers August 23, 2002).

ENVIRONMENTAL CONTRIBUTION

CLAIM: Cellulose is manufactured using 100 percent natural materials.

CELLULOSE INSULATION FACT

Cellulose insulation is generally made up of about 80% recycled newspaper and 20% fire retardant chemicals. On the surface, cellulose insulation may appear to be an acceptable insulation choice as it is made from shredded newspapers. However, it takes three times more cellulose material by weight than fiber glass to insulate a typical home. In addition, an average 1200 square foot attic insulated to R-40 with cellulose insulation would introduce approximately 300 pounds (136 kg) of fire retardant chemicals into the home.

FIBER GLASS INSULATION FACT

Owens Corning PINK® FIBERGLAS® insulation is made primarily from sand – one of the most plentiful materials on earth – and recycled glass. In Canada, Owens Corning uses a minimum of 70% recycled content. Owens Corning has used over 1.9 billion kilograms of recycled glass in the past 10 years eliminating the need for valuable landfill space – and the product itself is recyclable. Owens Corning batt insulations and loosefill insulations are GreenGuard Certified, further showing its sustainable stewardship.

Incidentally, the “embodied” energy consumed in manufacturing fiber glass insulation is very small compared to the amount of energy that the insulation can save over its installed life.* (For every joule of energy consumed in the manufacture of the product, 12 joules of energy per year are saved for the life of the house. For every kilogram of carbon dioxide emitted in the production of insulation, 330 kilograms of such emissions are prevented by the use of insulation over the life of an average home.)

Owens Corning is a partner in promoting energy conservation home construction through its associations with:

- Natural Resources Canada
- Natural Resources Canada R-2000 Home Program
- Canadian Energy Efficiency Alliance
- Energy Efficient Builders Association
- GREENGUARD Environmental Institute
- Habitat for Humanity

By participating in these alliances, Owens Corning hopes to bring about more energy efficient building practices. The primary goal of our commitment to these organizations – and to our global neighbourhood – is to help conserve energy, which, in turn, reduces the carbon dioxide gases that contribute to global warming, as well as the acid rain that is thought to be created by the burning of fossil fuels in the generation of electricity.

*Insulating residential structures to well above building code levels should result in net energy savings, over time, above the cost of the insulation. Savings vary with application and the amount of existing insulation. Higher R-values mean greater insulating power.

EFFECTS OF MOISTURE

CLAIM: Cellulose insulation can be installed without a vapour retarder.

CELLULOSE AND FIBER GLASS INSULATION FACT

Vapour retarders or vapour retarding paint are required in new construction by the National Building Code of Canada. The Building Code states: "Thermally insulated wall, ceiling and floor assemblies shall be constructed with a vapour barrier so as to provide a barrier to diffusion of water vapour from the interior into wall spaces, floor spaces, attic or roof spaces." "Vapour barriers shall have a permeance not greater than $60 \text{ ng}/(\text{Pa}\cdot\text{s}\cdot\text{m}^2)$."

CLAIM: Dry-blown and wet-spray cellulose insulations are not corrosive to wiring, nails or metal pipes.

CELLULOSE INSULATION FACT

Several problems are presented by the installation of dry-blown or wet-spray cellulose insulation:

- Cellulose insulation loses R-value when wet, and the rated R-value of the material will not be achieved until it is completely dry.
- If cellulose insulation collects moisture, it may lead to rotting of framing members. Moisture combined with certain combinations of fire-retardant chemicals may also lead to corrosion of wiring, nails, pipes and other metals in the structure.

Standard formulations of fire retardant chemicals and cellulose fiber are tested for fungi resistance and corrosiveness at least once every three years. Cellulose with alternate blends of chemicals or depleted chemicals due to separation of the powders or moisture cycling migration may not be fungi resistant or may be corrosive.

A study by the Oak Ridge National Laboratory (ORNL), a unit of the U.S. Department of Energy, demonstrated that cellulose insulation in the presence of moisture from condensation can corrode nails, gang nail plates, bolts, wiring, electrical boxes, pipes and steel studs, metal components in a building's structure, while fiber glass insulation will not. A specific conclusion of the report was that "all of the cellulosic insulation materials tested produced corrosion of steel and copper."

FIBER GLASS INSULATION FACT

Insulation made of Fiber Glass is not absorbent; any moisture lies on the surface of the fibers, not inside them. If exposed to moisture vapour, the moisture passes through the fiber glass insulation and condenses on the next interface below the dew point temperature. Deposited droplets may evaporate over time or simply drain off. In this way the insulation resists any permanent loss of R-value.

Fiber glass insulation does not cause corrosion of metal objects or damage to wood or steel framing elements. In order to make proper glass fibers, the composition of molten glass has to be maintained within a very narrow range. Representative insulation materials are tested for fungi resistance and corrosiveness, and long term storage thickness recovery on a routine basis. The Fiber Glass insulation materials thereby maintain their resistance to moisture damage and do not support biological and bacterial growth.

ACOUSTICAL PERFORMANCE

CLAIM: Cellulose insulation offers superior acoustical properties compared to fiber glass insulation.

CELLULOSE INSULATION FACT

Both cellulose insulation and fiber glass insulation provide sound control acoustical absorption. On the basis of extensive testing of partition walls and joist ceiling systems at NRC Canada, equivalent thicknesses of dry blown or sprayed cellulose fiber and Fiber Glass insulation have equivalent acoustical performance within testing errors and the ability of the human ear to determine differences (perception requires 3 or more STC units difference). On average Fiber Glass batts had equivalent to 1 to 2 higher STC performance in walls than cellulose fiber and on average cellulose fiber had equivalent to 1 to 2 higher STC performance in joist floor/ceilings.

The National Research Council Canada internal summary report documenting the performance of Fiber Glass, mineral wool fiber and cellulose fiber in walls is: Summary Report for Consortium on Gypsum Board Walls: Sound Transmission Results, IRC-IR-693, October 1995 and for floor/ceilings is: Summary report for Consortium on Fire Resistance and Sound Insulation of Floors: Sound Transmission Class and Impact Insulation Class Results, IRC-IR-766, dated April 1998.

A series of ASTM E90 sound transmission loss and ASTM C423 sound absorption tests were performed for the North American Insulation Manufacturers Association (NAIMA) at an accredited acoustical testing facility in Littleton, Colorado, in 1993. The purpose of the test program was to investigate the relative sound performance of fiber glass and cellulose insulations in typical residential wall constructions.

While both cavity insulations improved wall performance, the results indicated no significant difference between the measured sound transmission loss or sound absorption characteristics of similarly constructed walls insulated with either fiber glass or cellulose insulation. (See chart.)

FIBER GLASS INSULATION FACT

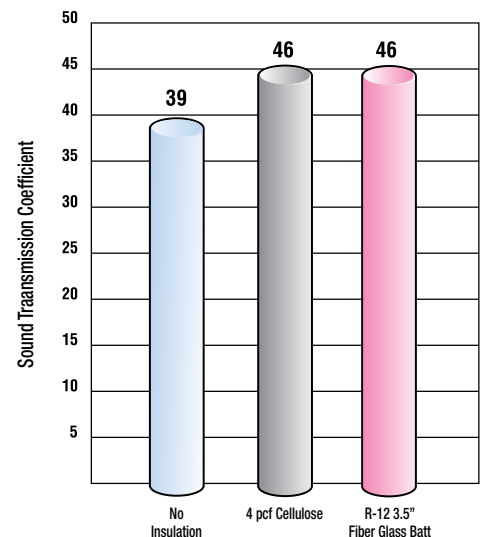
The NRC walls STC Summary Report stated: "The amount of absorption in the cavity has a significant effect on the sound transmission – the greater the fraction of the cavity filled with absorption, the higher the sound transmission loss." and "Increasing the fraction of the cavity filled with absorptive material improved the sound transmission loss steadily, in a partition with negligible structural connection between the surfaces. With a half-filled cavity the STC was 6 dB lower than with a full cavity."


Absorptive material density increases did not contribute to the performance of walls as on average Fiber Glass batts had equivalent to slightly better performance than nominal equivalent thickness approximately 400% to 459% higher density cellulose dry and spray products and approximately 265% higher density mineral wool batts.

Absorptive material density increases gave equivalent to a slightly better performance for approximately 450% higher density sprayed cellulose fiber and about 205% higher density blown-in cellulose fiber than equivalent thickness Fiber Glass batts in the NRC floor/ceiling STC Summary Report.

Sound Transmission Results for 2x4 Interior Walls Wall assembly was 2x4 wood framing on 16" (400 mm) centres, 1/2" (13 mm) regular gypsum wallboard, with resilient channels applied on one side.

Source: 1993 NAIMA Study





Think PINK® 

I-800-GET-PINK®
www.owenscorning.ca



Owens Corning Canada LP, 3450 McNicoll Avenue, Scarborough, Ontario M1V 1Z5

Certified Thermal Insulation Material CCD-016. *73% recycled content is based on the average recycled glass content in all Owens Corning fiberglass batts, rolls and unbonded loosefill insulation manufactured in Canada, SCS certified. Owens Corning PINK® insulation is GREENGUARD Certified for indoor air quality, except bonded loosefill products. This product has achieved GREENGUARD Gold Certification and is verified to be formaldehyde free. GREENGUARD Certified products are certified to GREENGUARD standards for low chemical emissions into indoor air during product usage. For more information, visit ul.com/gg. UL Environment claim validations lend third-party credibility to single-attribute environmental claims. THE PINK PANTHER™ & © 1964-2015 Metro-Goldwyn-Mayer Studios Inc. All Rights Reserved. The colour PINK is a registered trademark of Owens Corning. © 2015 Owens Corning. All Rights Reserved. Printed in Canada, July 2015 Pub. No. 300742B