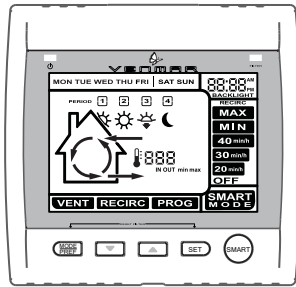


MAIN CONTROLS

All Venmar AVS wall controls are user-friendly. They were created for people who want to maximise the benefits of their residential ventilation unit. With Venmar AVS wall controls, the homeowner's specific needs are fulfilled.



VC0101

ALTITUDE Part no. 40440

(TO BE EXCLUSIVELY USED WITH
KUBIX ERV AND HRV PLUS, CONSTRUCTO 1.0¹, EKO 1.5,
NOVOFIT, HE, SOLO AND DUO UNITS)

- Automatic and programmable control (keeps in memory all ventilation settings even after a power failure)
- Digital display with backlight (blue or green)
- Day, hour and periods of the day displayed
- Dynamic display showing ventilation status (air exchange or recirculation), and also inside and outside temperature
- Maintenance indicator

¹Units built in August 2008 and after.

OPERATION MODES

SMART MODE SMART Mode

Our latest innovation! This mode optimizes automatically the ventilation functions to ensure reaching an unsurpassed comfort in the house.

VENT VENT MODE

In this mode, the air exchange with the outside is performed with the speed (OFF, MIN or MAX) or with a 20, 30 or 40-minute per hour cycle, according to the user's choice.

RECIRC RECIRC MODE

In this mode, the user decides to recirculate the air inside his house (OFF, MIN, MAX or OFF, MAX, according to the unit).

PROG PROG MODE

The ventilation unit operation is factory set for all 4 periods (morning, day, evening and night), for week days and week end days. However, these settings can be modified by the user to meet his own needs.



VC0119

DECO-TOUCH Part no. 40395

(TO BE EXCLUSIVELY USED WITH
KUBIX ERV AND HRV PLUS, EKO 1.5, HE, CONSTRUCTO 1.0¹,
ERV CONSTRUCTO 2.0ES², HRV CONSTRUCTO 1.5ES² AND 2.0ES²,
HRV CONSTRUCTO 1.5V², NOVOFIT, SOLO AND DUO)

- Allows the user to choose either the manual modes or the automatic mode (dehumidistat)
- 1" x 1" LCD display
- Digital display with blue backlighting
- Dynamic exchange and recirculation² indicators
- Interior relative humidity displayed
- Maintenance indicator

¹ Units built in August 2008 and after.

² Recirculation not available with ERV Constructo 2.0ES, HRV Constructo 1.5ES and 2.0ES and HRV Constructo 1.5V units.

OPERATION MODES

RECIRC² Mode

In this mode, the air is recirculated inside the house at high speed.

20 MIN/H MODE

The ventilation unit exchanges air intermittently on a one-hour cycle as follows: OFF for 40 min. (or recirculation² on high speed for 40 min.) and then exchanges air during 20 min. on low speed. Repeats cycle after the 20 min. of air exchange.

MIN MODE

Air is exchanged with the outside on low speed.


MAX MODE

Air is exchanged with the outside on high speed.

HYGROMETER

In the operating modes listed above, select a dehumidistat override so that if the relative humidity (RH) in the house exceeds the RH setting previously stored, the ventilation unit will exchange in high speed until the target indoor RH setting is reached.

MAIN CONTROLS (CONT'D)

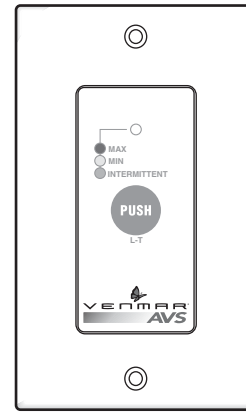


VC0086

CONSTRUCTO Part no. 40350

(TO BE EXCLUSIVELY USED WITH
ERV DUO 1.5 AND 2.0, HRV SOLO 1.5ES AND 2.0ES,
KUBIX ERV, KUBIX HRV PLUS AND CONSTRUCTO SERIES UNITS)

The Constructo main control adjusts the air supply speed using the sliding button: OFF, MIN (low speed air exchange) and MAX (high speed air exchange). Also, the maximum humidity level for your house is selected by the knob.



VC0075

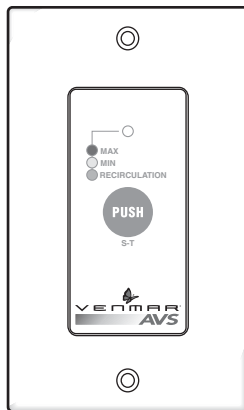
LITE-TOUCH CONSTRUCTO Part no. 40370

(TO BE EXCLUSIVELY USED WITH
ERV DUO 1.5 AND 2.0, HRV SOLO 1.5ES AND 2.0ES,
KUBIX ERV, KUBIX HRV PLUS AND CONSTRUCTO SERIES UNITS)

The light indicator of this wall control shows clearly in which operating mode the unit is.

This push-button control has three functions:

- Intermittent (low speed air exchange during 20 minutes, then stops during 40 minutes)
- Min (low speed air exchange)
- Max (high speed air exchange)



VC0074


SIMPLE-TOUCH CONSTRUCTO Part no. 40390

(TO BE EXCLUSIVELY USED WITH
ERV DUO 1.5 AND 2.0, HRV SOLO 1.5ES AND 2.0ES,
KUBIX ERV, KUBIX HRV PLUS AND CONSTRUCTO 1.0 units)

The light indicator of this wall control shows clearly in which operating mode the unit is.

This push-button control has three functions:

- Recirculation (stops exchanging air with the outside and recirculates inside air at high speed)
- Min (low speed air exchange)
- Max (high speed air exchange)

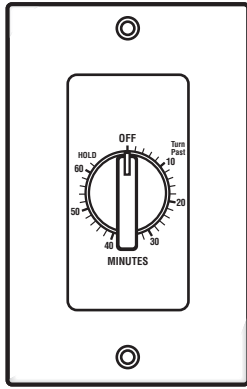


VC0009

DEHUMIDISTAT Part no. 11297

The knob allows to adjust the maximum desired indoor humidity level during fall, winter and spring. This control is graduated in relative humidity percentage degrees. When a higher humidity level is detected, the unit turns on high speed until the situation is corrected.

AUXILIARY CONTROLS




VC0017

60-MINUTE MECHANICAL TIMER

Part no. 00910

This timer allows for 10 to 60 minutes of high speed operation, to expel rapidly indoor stale air. Can be installed in bathrooms kitchen or laundry room.



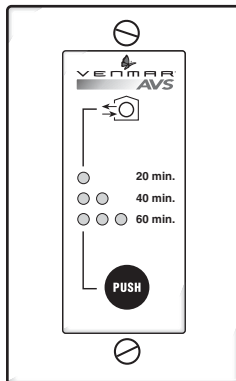
VC0111

20-MINUTE LIGHTED PUSH BUTTON

Part no. 12030

(TO BE EXCLUSIVELY USED WITH
KUBIX HRV AND CONSTRUCTO SERIES UNITS)

This timer allows the unit to provide 20 minutes of high speed ventilation at the push of a button, to expel rapidly indoor stale air. Lighted when activated, up to five of them can be installed (e.g.: in bathroom, kitchen, laundry room, etc.).



VC0007

20/40/60 MINUTE PUSH BUTTON

Part no. 03364

(TO BE EXCLUSIVELY USED WITH
NOVOFIT, EKO 1.5, KUBIX VRE AND VRC PLUS,
HE, SOLO AND DUO UNITS)

This timer allows the unit to turn on high speed during 20, 40 or 60 minutes to expel rapidly indoor stale air. Within 2 seconds, press once for 20 minutes, twice for 40 minutes or three times for a 60-minute activation. Press another time to deactivate.