



Venmar Kubix™ ERV

Part no. 44112 (TOP PORTS)

Part no. 44113 (SIDE PORTS)

35 to 70 CFM (0.4 in. w.g.)



VB0177

THE KUBIX™ ERV: ENERGY RECOVERY IN A SMALL PACKAGE!

The Kubix™ ERV is the ideal choice for condominiums, apartments and other limited space applications that require up to 70 cfm of continuous ventilation. With its compact size and 4-inch vertical or horizontal ports, it can be installed in small spaces such as a closet or mechanical room above a hot water tank.

The Kubix™ ERV has just one blower (patent pending) and is therefore quieter than any other similar ERV on the market. ERV technology is a great choice for summer ventilation with air conditioning in humid climates, and for dry homes in colder climates. Read more about ERV and HRV technology at www.venmar.ca.

- At just 34 lb. (15.2 kg), it can be installed without opening the unit
- Features pressure taps, balancing dampers, integrated hooks and port straps to simplify installation
- Removable terminal block for quicker wall control connections

REPAIRS AND MAINTENANCE

All parts of the Kubix™ ERV that could need maintenance can be removed in less than five minutes, allowing direct access for easy repairs. The PSC motor is permanently lubricated.

WARRANTY

The Kubix™ ERV is protected by a 2-year warranty on parts only. The energy recovery core is covered by a 5-year warranty, with the original proof of purchase.

Available at :



ENERGY RECOVERY VENTILATOR

Controls

- This unit is very simple to operate. Once it is installed, press on its push button, located on the unit top left side, to select high speed, low speed or to stop it (the blower is off but will turn on in response to a wall control signal). The LED (located under the push button) will then show on which mode the unit is in.
- The following main wall controls are available:
 - Altitude programmable digital control with Smart mode no. 40440
 - Deco-Touch digital control no. 40395
 - Lite-Touch Constructo no. 40370
 - Simple-Touch Constructo no. 40390
 - Constructo no. 40350
- Also, up to 5 of the following auxiliary wall controls can be added:
 - 20/40/ 60-min. push-button no. 03364
 - 20-min. lighted push button no. 12030
 - 60-min. mechanical timer no. 00910
 - Dehumidistat no. 11297

For more details about controls, refer to their specification sheet on venmar.ca.

Options

- Complete line of registers and diffusers
- Exclusive wall mounting bracket no. 19255

Defrosting System

The Kubix™ ERV uses a unique recirculation defrost method, which maintains balanced air pressure in the home. If there is a call for ventilation from a wall control during the defrost cycle, the defrost is put "on hold" while air is exchanged, ensuring that no humid air is recirculated.

OUTSIDE TEMPERATURE		DEFROST CYCLE MIN./ OPERATING MIN.
°C	°F	
WARMER THAN -5	WARMER THAN 23	NO DEFROST
-5 TO -27	23 TO -17	7/22
-27 AND LESS	-17 AND LESS	7/15

Energy Recovery Core

Dimensions: 10" x 10" x 5.5" (25.4 cm x 25.4 cm x 14 cm)

Exchange surface: 42.3 ft.² (3.9 m²)

Weight: 8 lb. (3.6 kg)

Material: Polymerized paper

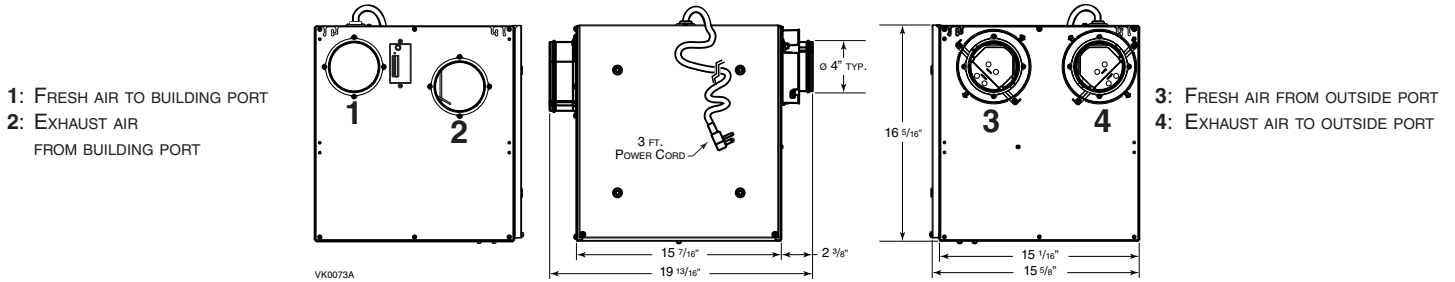
Type: Cross flow

Warranty: 5 years

Requirements and standards

- Complies with the UL 1812 requirements regulating the installation of Energy Recovery Ventilators
- Complies with the CSA C22.2 no. 113 Standard applicable to ventilators
- Complies with CSA C444 requirements regulating the installation of Energy Recovery Ventilators
- Technical data was obtained from published results of tests relating to CSA C439 Standards
- HVI certified

DIMENSIONS: KUBIX™ ERV (SIDE PORTS)

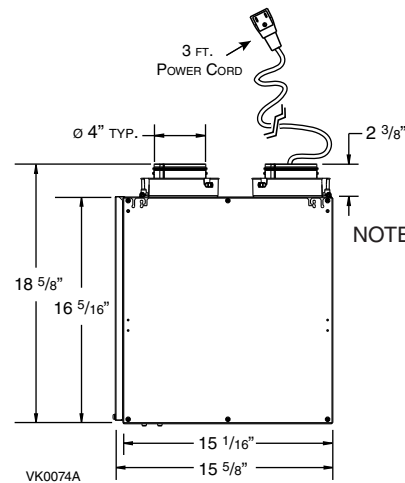
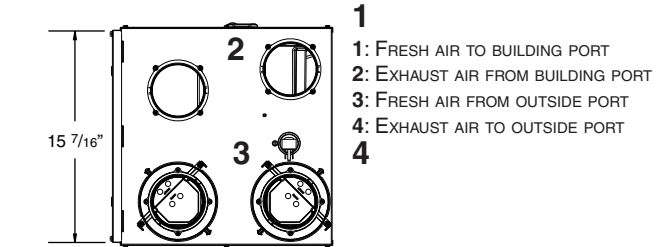


NOTE: ALL UNITS PORTS WERE CREATED TO BE CONNECTED TO DUCTS HAVING A MINIMUM OF 4" DIAMETER, BUT IF NEED BE, THEY CAN BE CONNECTED TO BIGGER SIZED DUCTS BY USING AN APPROPRIATE TRANSITION (E.G.: 4" DIAMETER TO 5" DIAMETER TRANSITION).

VENTILATION PERFORMANCE

EXTERNAL STATIC PRESSURE		NET SUPPLY AIR FLOW			GROSS AIR FLOW					
PA	IN. W.G.	L/S	CFM	M ³ /H	SUPPLY			EXHAUST		
					L/S	CFM	M ³ /H	L/S	CFM	M ³ /H
25	0.1	39	82	139	39	85	143	39	83	141
50	0.2	37	78	133	38	81	136	37	79	134
75	0.3	35	75	127	36	78	131	35	75	127
100	0.4	33	70	119	34	73	122	34	71	121
125	0.5	32	67	114	33	71	117	32	67	114
150	0.6	29	62	105	30	66	109	29	61	104
175	0.7	28	59	100	28	61	102	27	57	97
200	0.8	26	55	93	26	57	95	24	52	88

KUBIX™ ERV (TOP PORTS)



NOTE: ALL UNITS PORTS WERE CREATED TO BE CONNECTED TO DUCTS HAVING A MINIMUM OF 4" DIAMETER, BUT IF NEED BE, THEY CAN BE CONNECTED TO BIGGER SIZED DUCTS BY USING AN APPROPRIATE TRANSITION (E.G.: 4" DIAMETER TO 5" DIAMETER TRANSITION).

ENERGY PERFORMANCE

SUPPLY TEMPERATURE		NET AIR FLOW			POWER CONSUMED WATTS	SENSIBLE RECOVERY EFFICIENCY	APPARENT SENSIBLE EFFECTIVENESS	LATENT RECOVERY/MOISTURE TRANSFER
°C	°F	L/S	CFM	M ³ /H				
HEATING								
0	32	17	35	60	34	66	77	0.59
0	32	30	64	109	50	60	69	0.54
-25	-13	17	36	61	43	56	75	0.55
COOLING								
35	95	17	36	61	34	TOTAL RECOVERY EFFICIENCY 50		

NOTE: All specifications are subject to change without notice.

SPECIFICATIONS

- Model: Kubix™ ERV
- Part Number Top Ports: 44112
- Part Number Side Ports: 44113
- Total Assembled Weight (including polymerized paper core): 34 lb. (15.2 kg)
- Round 4" ports
- Core Filters: 2 washables, MERV 6
9.2" x 5.75" x 0.38"
(23.4 cm x 16.6 cm x 1 cm)
- Housing: Pre-painted steel
- Insulation: Expanded polystyrene
- Mounting: Suspension by chains and spring or optional wall bracket
- Supply and Exhaust Blower Motor: 1 motor
- Protection type: Thermally protected
- Insulation class: B
- Speed Control on Unit:
 - Low speed and high speed
 - Other modes available with auxiliary wall controls
- Energy Recovery Core:
 - Heat Exchange Surface Area: 42.3 ft.² (3.9 m²)
 - Type: Crossflow
 - Material: Polymerized paper
- Unit Electrical Characteristics:

Volts	Frequency	Ampere	Watts
120	60 Hz	0.5	60

Project:	REMARKS
Location:	
Part no.:	
Qty.:	
Submitted by:	Date:



Residential Products Group, 550 Lemire Blvd., Drummondville, Qc, Canada J2C 7W9 - Tel.: 1-800-567-3855 Fax: 1-800-567-1715



www.venmar.ca

KubixERVd130215