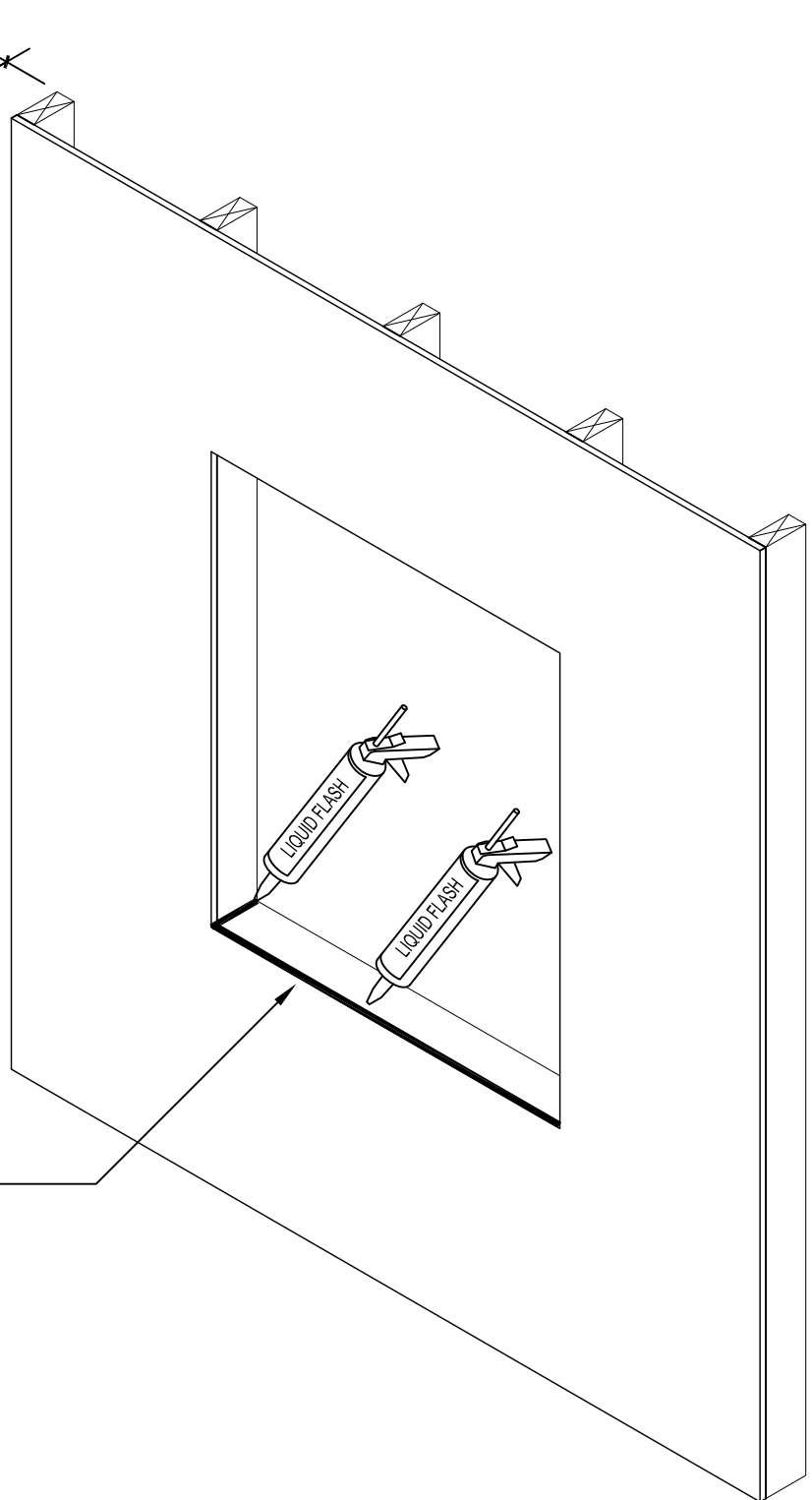


WALL ASSEMBLY
ZIP SYSTEM® SHEATHING
WOOD OR LT. GAUGE METAL STUDS



ENSURE ROUGH SILL HAS POSITIVE DRAINAGE TO THE EXTERIOR. APPLY A THICK BEAD OF ZIP SYSTEM LIQUID FLASH OVER ANY VISIBLE GAPS IN THE WINDOW ROUGH OPENING INCLUDING CORNERS AND WHERE THE SHEATHING MEETS THE FRAMING.

DRAWING NOT TO SCALE

07-09-2012

Sales Office: 10925 David Taylor Drive - Suite 300 - Charlotte, NC 28262
Telephone: 800.933.9220 - Facsimile: 704.547.9228 - www.zipsystem.com

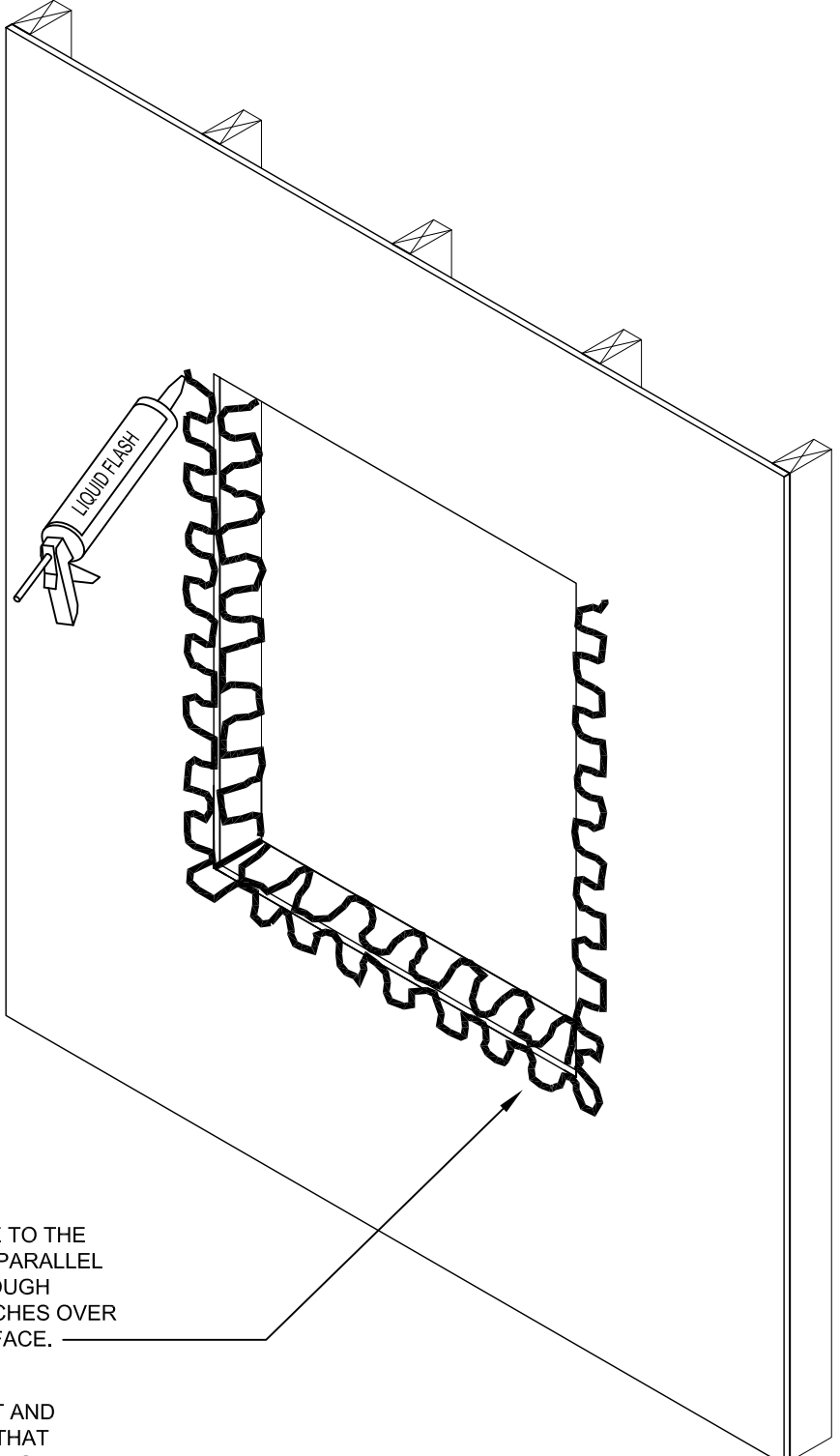
another innovation from



ENGINEERED
WOODS

These construction details are provided to assist in the installation of ZIP System® product(s) and may not apply to every situation. Manufacturer accepts no responsibility or liability for the use of these or other construction details.

WALL ASSEMBLY
ZIP SYSTEM® SHEATHING
WOOD OR LT. GAUGE METAL STUDS



ENSURE ROUGH SILL HAS POSITIVE DRAINAGE TO THE EXTERIOR. APPLY LIQUID FLASH IN STRAIGHT PARALLEL LINES OR ZIGZAG PATTERN TO THE ENTIRE ROUGH OPENING AND EXTENDING A MINIMUM OF 2-INCHES OVER THE SURFACE OF THE ZIP SYSTEM WALL SURFACE.

NOTE: LIQUID FLASH CAN SKIN QUICKLY IN HOT AND HUMID CONDITIONS SO ONLY APPLY ENOUGH THAT CAN BE SMOOTHED OUT BEFORE SKIN DEVELOPS.

DRAWING NOT TO SCALE

07-09-2012

Sales Office: 10925 David Taylor Drive - Suite 300 - Charlotte, NC 28262
Telephone: 800.933.9220 - Facsimile: 704.547.9228 - www.zipsystem.com

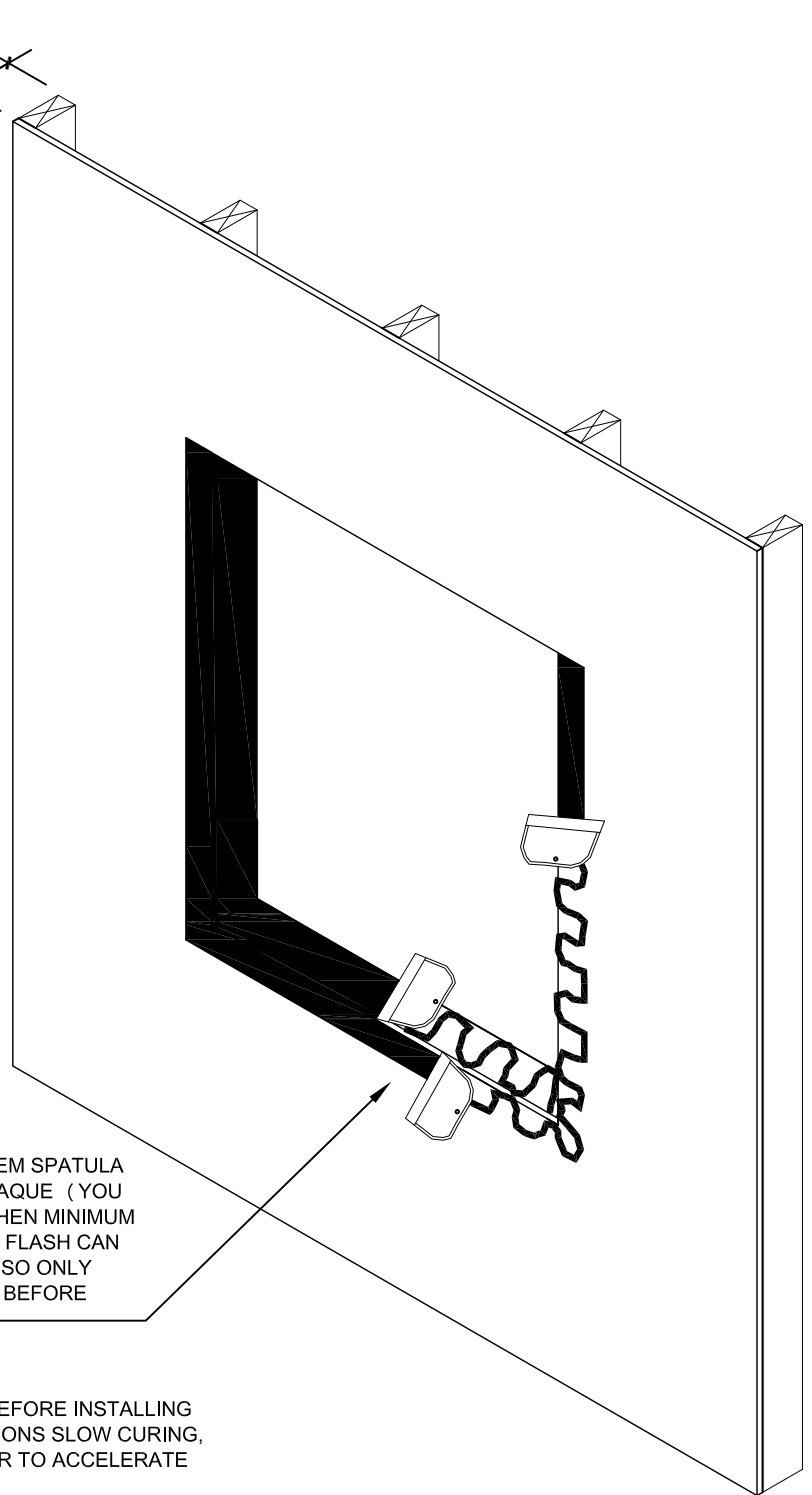
another innovation from



ENGINEERED
WOODS

These construction details are provided to assist in the installation of ZIP System® product(s) and may not apply to every situation. Manufacturer accepts no responsibility or liability for the use of these or other construction details.

WALL ASSEMBLY
ZIP SYSTEM® SHEATHING
WOOD OR LT. GAUGE METAL STUDS



SMOOTH WET LIQUID FLASH USING A ZIP SYSTEM SPATULA OR SIMILAR TOOL. LIQUID FLASH BECOMES OPAQUE (YOU CAN'T SEE THE SUBSTRATE UNDERNEATH) WHEN MINIMUM THICKNESS OF 12-15 MILS IS ACHIEVED. LIQUID FLASH CAN SKIN QUICKLY IN HOT AND HUMID CONDITIONS SO ONLY APPLY ENOUGH THAT CAN BE SMOOTHED OUT BEFORE SKIN DEVELOPS.

NOTE: ALLOW TREATED SURFACES TO CURE BEFORE INSTALLING WINDOWS. IF COLD OR DRY WEATHER CONDITIONS SLOW CURING, SURFACES MAY BE MISTED WITH FRESH WATER TO ACCELERATE THE CURE.

DRAWING NOT TO SCALE

07-09-2012

Sales Office: 10925 David Taylor Drive - Suite 300 - Charlotte, NC 28262
Telephone: 800.933.9220 - Facsimile: 704.547.9228 - www.zipsystem.com

another innovation from



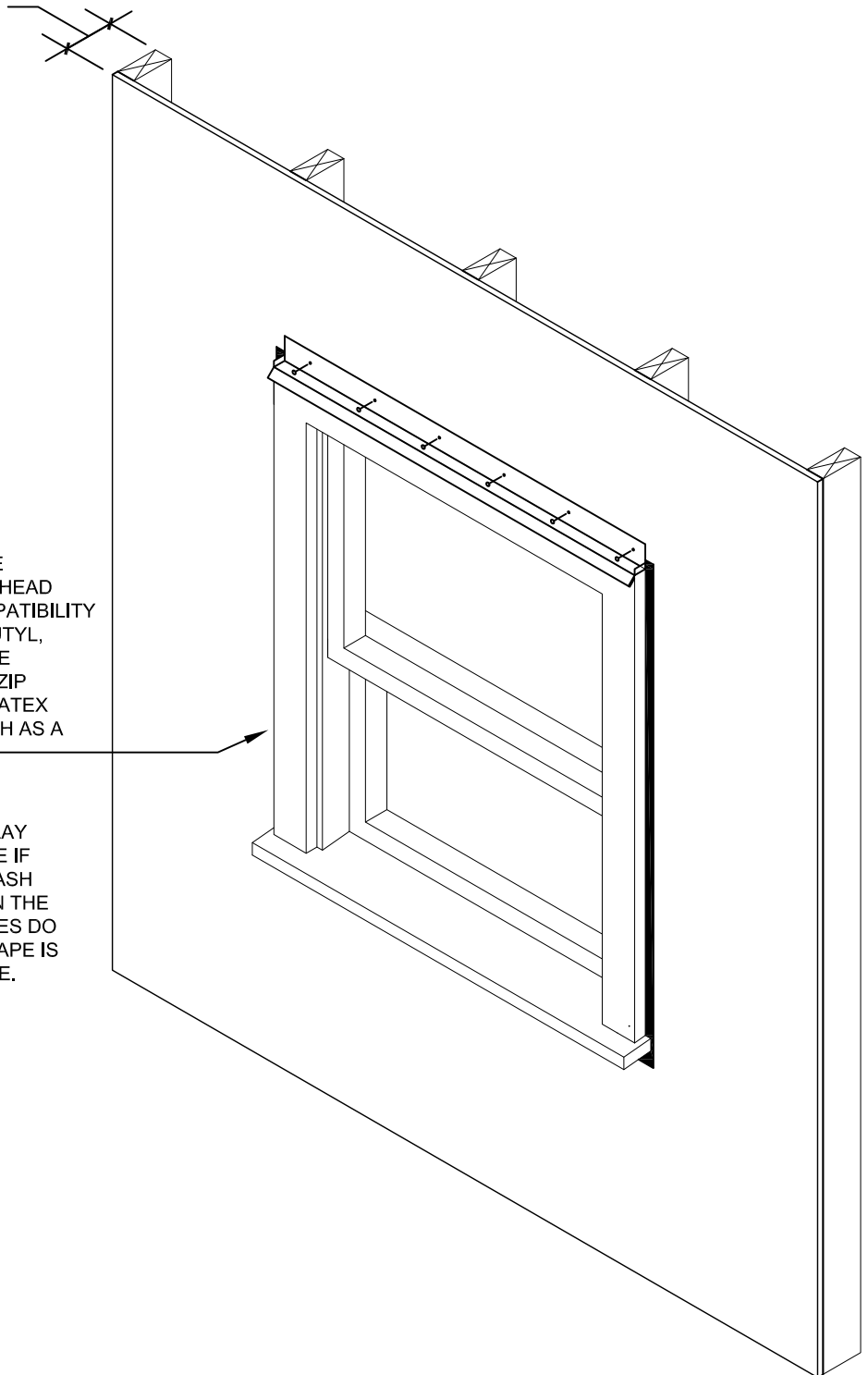
ENGINEERED
WOODS

These construction details are provided to assist in the installation of ZIP System® product(s) and may not apply to every situation. Manufacturer accepts no responsibility or liability for the use of these or other construction details.

WALL ASSEMBLY
ZIP SYSTEM® SHEATHING
WOOD OR LT. GAUGE METAL STUDS

INSTALL WINDOW PER WINDOW
MANUFACTURER'S INSTALLATION
INSTRUCTIONS. APPLY COMPATIBLE
SEALANT BEHIND BRICK MOULD AT HEAD
AND JAMBS. VERIFY SEALANT COMPATIBILITY
WITH WINDOW MANUFACTURER. BUTYL,
POLYURETHANE AND 100% SILICONE
SEALANTS ARE ACCEPTABLE WITH ZIP
SYSTEM PRODUCTS. DO NOT USE LATEX
CAULK OR ZIP SYSTEM LIQUID FLASH AS A
WINDOW FLANGE SEALANT.

NOTE: WINDOW FLANGES SHOULD LAY
FLAT AGAINST SHEATHING SURFACE IF
LIQUID FLASH IS TO BE USED TO FLASH
THE JAMBS AND HEAD AS SHOWN IN THE
WINDOW FLASHING STEP. IF FLANGES DO
NOT SIT FLAT, 6-INCH ZIP SYSTEM TAPE IS
RECOMMENDED AS AN ALTERNATIVE.



DRAWING NOT TO SCALE

07-09-2012

Sales Office: 10925 David Taylor Drive - Suite 300 - Charlotte, NC 28262
Telephone: 800.933.9220 - Facsimile: 704.547.9228 - www.zipsystem.com

another innovation from

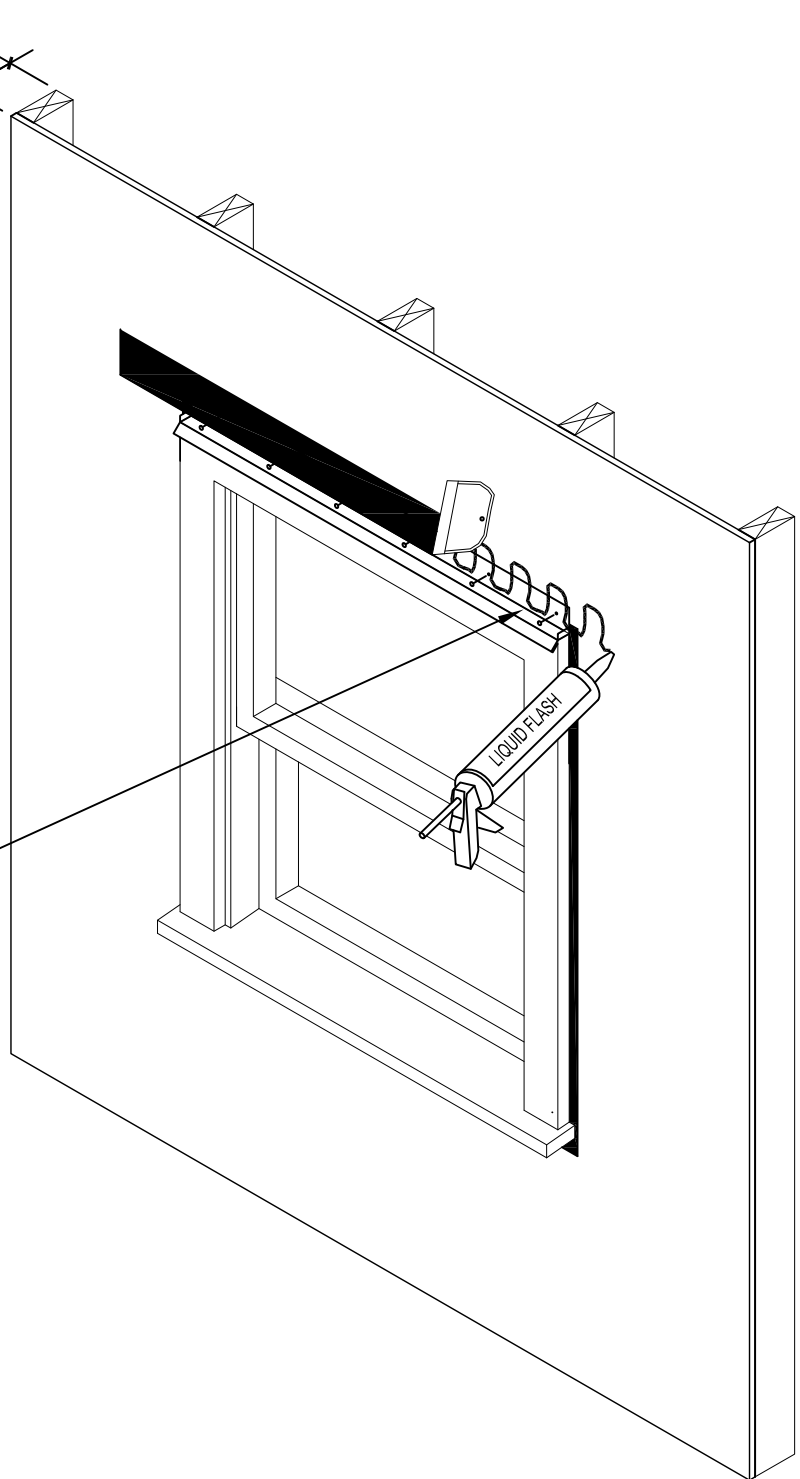


ENGINEERED
WOODS

These construction details are provided to assist in the installation of ZIP System® product(s) and may not apply to every situation. Manufacturer accepts no responsibility or liability for the use of these or other construction details.

WALL ASSEMBLY
ZIP SYSTEM® SHEATHING
WOOD OR LT. GAUGE METAL STUDS

APPLY LIQUID FLASH IN STRAIGHT PARALLEL
LINES OR ZIGZAG PATTERN AT THE HEAD
OVER THE MECHANICAL FLASHING (MINIMUM
1-INCH LAP ON TO PANEL SURFACE). SMOOTH
WET PRODUCT USING A ZIP SYSTEM SPATULA
OR SIMILAR TOOL.



DRAWING NOT TO SCALE

07-09-2012

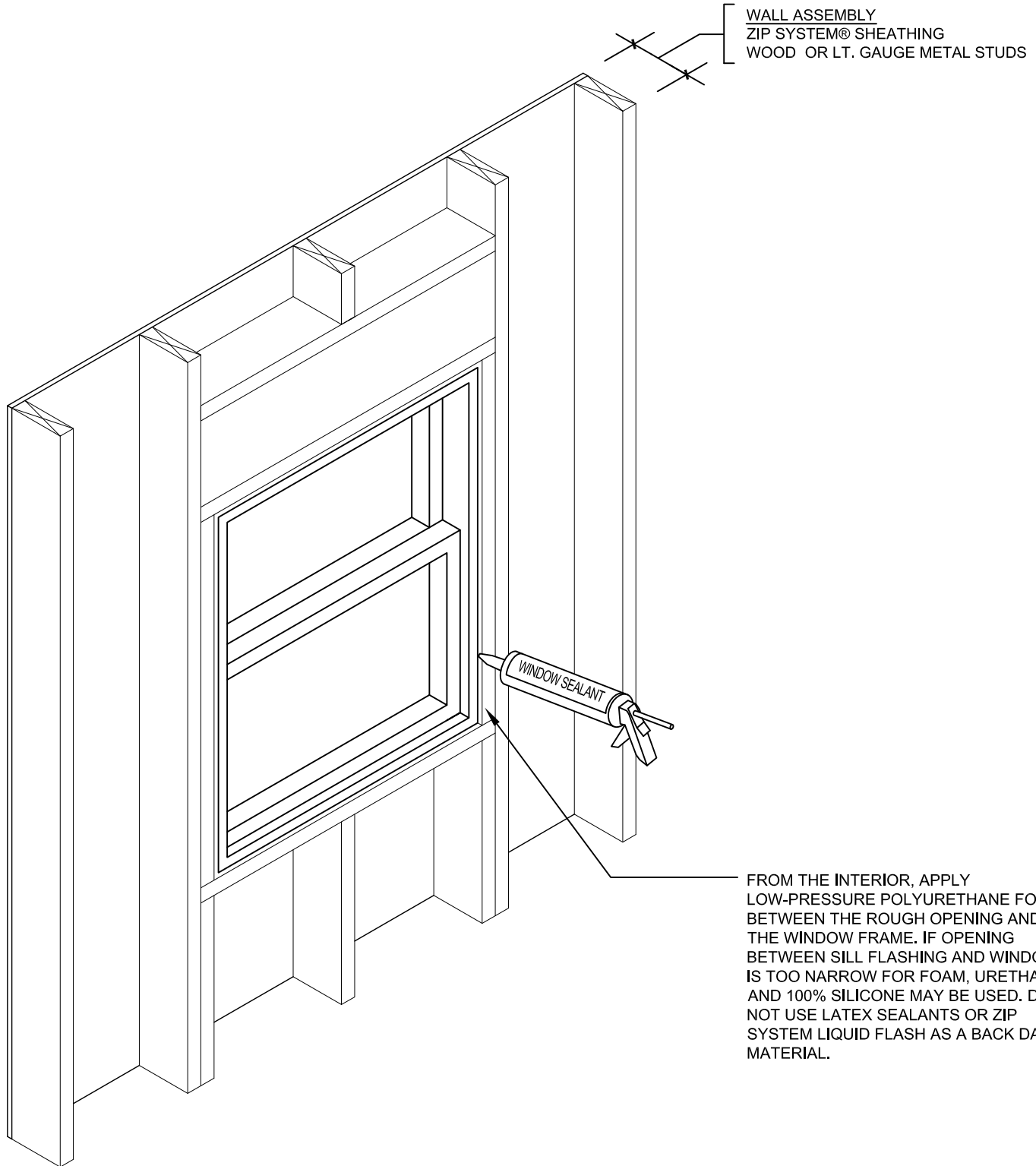
Sales Office: 10925 David Taylor Drive - Suite 300 - Charlotte, NC 28262
Telephone: 800.933.9220 - Facsimile: 704.547.9228 - www.zipsystem.com

another innovation from



**ENGINEERED
WOODS**

These construction details are provided to assist in the installation of ZIP System® product(s) and may not apply to every situation. Manufacturer accepts no responsibility or liability for the use of these or other construction details.



DRAWING NOT TO SCALE

07-09-2012

Sales Office: 10925 David Taylor Drive - Suite 300 - Charlotte, NC 28262
Telephone: 800.933.9220 - Facsimile: 704.547.9228 - www.zipsystem.com

another innovation from



These construction details are provided to assist in the installation of ZIP System® product(s) and may not apply to every situation. Manufacturer accepts no responsibility or liability for the use of these or other construction details.