


Installation Electrical (Pre WRB)

IMPORTANT:
Always refer to house
wrap or building paper
manufacturers install
guidelines.




1




Slide Quickflash® panel
onto electrical box firmly
pressing panel against the
wall or studs.

2




Using non-corrosive fasteners, secure the Quickflash® panel to the structure from the mid-point of the panel to the top.

3



Slide the weather resistant barrier underneath the Quickflash® panel to the bottom of the electrical box.

4



Install the weather resistant barrier carefully cutting an opening around the protruding electrical box, over the top of Quickflash® panel using shingle style method extending to the bottom of flashing panel or further.