


Installation Plumbing (Pre WRB)

IMPORTANT:
Always refer to house
wrap or building paper
manufacturers install
guidelines.



1




Slide Quickflash® panel
onto pipe firmly pressing
panel against the wall or
studs.

2




Using non-corrosive fasteners, secure the Quickflash® panel to the structure from the mid-point of the panel to the top.

3



Slide the weather resistant barrier underneath the Quickflash® panel to the bottom of the pipe.

4



Install the weather resistant barrier carefully cutting an opening around the protruding pipe, over the top of Quickflash® panel using shingle style method extending to the bottom of flashing panel or further down.