


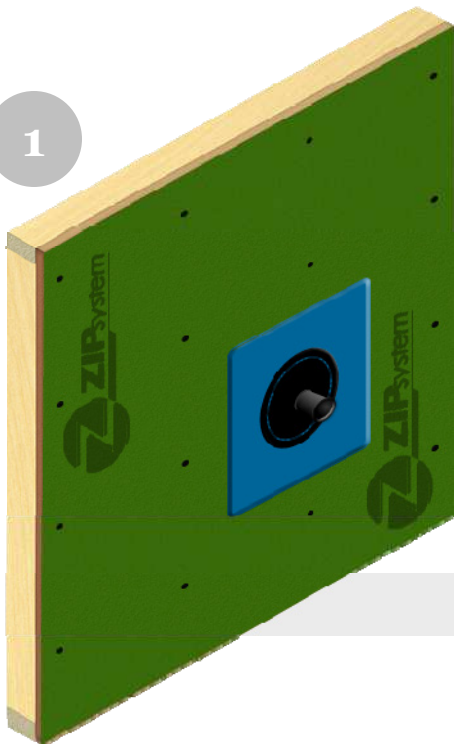
Installation Guide for Zip System®

IMPORTANT:

**Always refer to house
wrap or building paper
manufacturers install
guidelines.**

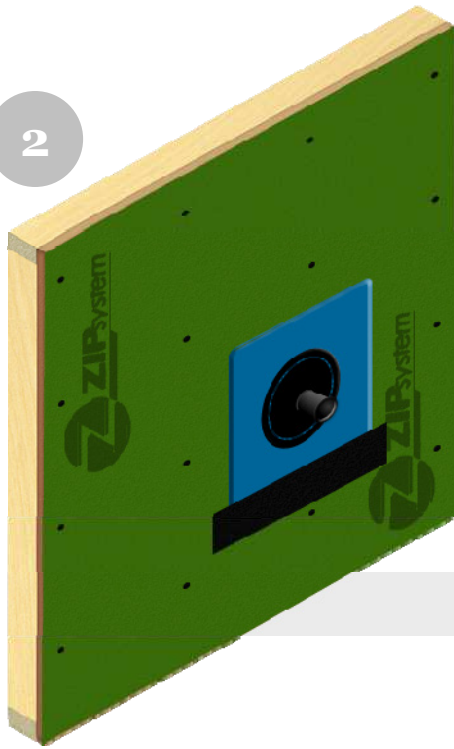


1




Slide Quickflash® panel
onto pipe firmly pressing
panel against the Zip
System® wall.

2




Using Zip System® tape, secure the Quickflash® panel to the structure at the bottom of the panel.

3



Using Zip System® tape, secure the Quickflash® panel to the structure at the left then right of the panel.

4



Using Zip System® tape, secure the Quickflash® panel to the structure at the top of the panel.