



PANGO WRAP


PENETRATION



MINIMIZED VOID BETWEEN WRAP AND PENETRATION



PANGO CLAW



PANGO BOND



PANGO® WRAP

PIPE PENETRATION SEALED WITH PANGO CLAW® AND PANGO® BOND

CONCEPTUAL FIELD ILLUSTRATION

PAGE 1 OF 2

NOT TO SCALE

21 DECEMBER 2020

Conceptual Field Illustrations are drawings prepared by Stego® Industries, LLC and intended to illustrate potential installation or repair details. These illustrations are not design documents and must be reviewed and approved by the appropriate design professional prior to utilization. Likewise, in no way do these illustrations waive the requirements of the Contract Documents or supersede local code requirements. A Conceptual Field Illustration that does not comply with the applicable version of ASTM E1643 and Pango® Wrap's installation instructions, by definition, is not a Stego recommendation; rather, it is merely an example of a potential way to complete the work.