

SIPs Done Right!

HIGH
PERFORMANCE:
NET ZERO READY



... AN ESSENTIAL
PIECE OF THE
PUZZLE

Extreme Panel
TECHNOLOGIES, INC.
STRUCTURAL INSULATED PANELS

THE EXTREME PANEL DIFFERENCE

- 1** **EXTREME ENERGY EFFICIENCY:** Save 50-70% or more on your heating and cooling bills. New Zero is attainable with an Extreme Panel envelope.
- 2** Extreme's structures are **LESS EXPENSIVE** than conventional stick framing when they are viewed as a system rather than just a component.
- 3** Extreme's structures are **HEALTHIER**, more comfortable and quiet, and are less prone to allergens and mold growth.
- 4** Extreme Panel SIPs are **TWO TO THREE TIMES STRONGER** than stick framing.
- 5** Extreme utilizes building science to properly size HVAC systems and test completed structures for **AIR TIGHTNESS**.



- 6** Extreme Panel's manufacturing process features a fully automated 8' x 24' jumbo press and a state-of-the-art Hundegger CNC machines - our panels are **THE MOST PRECISE IN THE SIPs INDUSTRY**.
- 7** Extreme's manufacturing process is **ENVIRONMENTALLY RESPONSIBLE**. Our OSB is FSC-certified. Extreme's pre-cut packages greatly reduce on-site waste and all factory material waste is recycled.
- 8** Extreme Panel has **MORE CERTIFIED SIPA MASTER BUILDERS** than any other SIPs manufacturer.



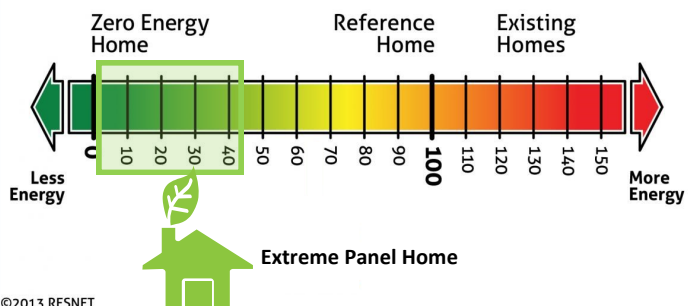
SIPs Done Right!

Extreme Panel is a **FAMILY-OWNED COMPANY** that takes pride in its reputation for its quality and customer service.

EXTREME ENERGY EFFICIENCY

NET ZERO POSSIBILITIES

HERS® Index



THE **NET ZERO** ENERGY CONSUMPTION PRINCIPLE IS VIEWED AS A MEANS TO REDUCE CARBON EMISSIONS AND REDUCE DEPENDENCE ON FOSSIL FUELS.

A HOME ENERGY RATING INVOLVES AN ANALYSIS OF A HOME'S CONSTRUCTION PLANS AND ONSITE INSPECTIONS. THE **HERS INDEX** IS A SCORING SYSTEM ESTABLISHED BY THE RESIDENTIAL ENERGY SERVICES NETWORK WHERE THE LOWER A HOME'S SCORE, THE MORE ENERGY EFFICIENT IT IS IN COMPARISON TO THE HERS REFERENCE HOME.

CUT ENERGY COSTS UP TO 60%!

"SIPS PROVIDE BETTER OVERALL AIR TIGHTNESS AND PRACTICAL THERMAL PERFORMANCE THAN CONVENTIONALLY FRAMED WALLS."

~ NATIONAL ASSOCIATION OF HOME BUILDERS

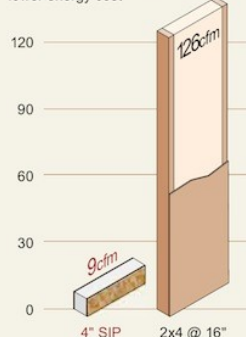




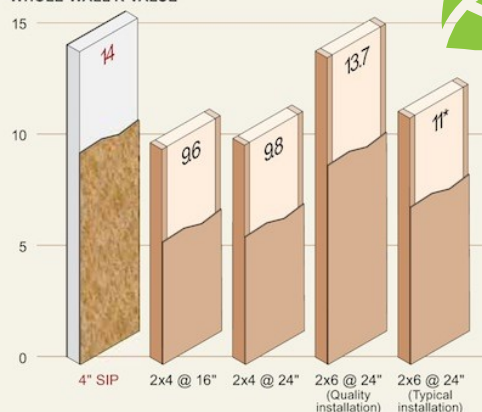
**Extreme
Green**

R-value is the ratio of the temperature difference across a wall or roof and the heat flow through it. The bigger the number, the better the building insulation's effectiveness.

WHOLE-ROOM AIR INFILTRATION, ORNL TESTING
Lower cfm = higher comfort + lower energy cost



WHOLE-WALL R-VALUE



* Tests show that in the "worst case commonly found of procedures for installing batt insulation" the performance drops to R-11.
Figure courtesy of APA.

Oakridge National Labs

EXTREME SIPs ARE LESS EXPENSIVE when viewed as a system, rather than just a component



Air tight structures require small heating and cooling loads, often saving up to 50% on initial cost of HVAC equipment.



All panels are pre-cut to exact specifications. Complex angles that take hours to custom build on site with sticks can take a fraction of the time in our manufacturing facility.

Cost of Ownership*

	Non-Energy Efficient Home	SIP Home
Cost to Build	\$250,000	\$260,000
Down Payment	\$50,000	\$52,000
Interest	5.5%	5.5%
Monthly Payment	\$1136	\$1153
Avg. Monthly Utilities (power/gas)	\$150	\$90
Total Monthly Expenses	\$1289	\$1243
Monthly Savings	--	\$46

Even with higher monthly mortgage payments, the owner of the SIP home can have reduced living expenses every month.

*Individual circumstances will vary.



Framing and insulating is done at the same time reducing on-site labor.



Walls are straighter, which results in fast work for sub-contractors hanging sheetrock, cabinets, windows and doors.



Structures are enclosed quicker resulting in shorter construction time which means paying less interest on a construction loan.



With pre-routed electrical chases, wiring installation is up to 20-30% faster.

CAD Modeling for home shown below



EXTREME MANUFACTURING

Extreme Panel's commitment to precision and efficiency are unmatched in the SIPs market. Extreme features the only fully automated 8'x24' laminating press in the industry and a state-of-the-art Hundegger CNC machine. The Hundegger has a router, a chainsaw blade and a 40" circular blade. The router moves on 4 axis while the circular and chainsaw blades moves on 5 axis, which provides extreme accuracy on even the most complicated compound cuts.



**Extreme
Excellence**

To ensure precision and quality, all panels are cut on our Hundegger CNC.

Our one-of-a-kind fully automated jumbo press was designed by our owner, Terry Dieken.





HEALTHY & COMFORTABLE

An Extreme Panel structure is up to 15 TIMES MORE AIR TIGHT than stick framing. The lack of air infiltration of Extreme Panel homes means it's easier to maintain a comfortable living environment, they're quieter, and they have less dust, allergens and humidity.



STRENGTH

As compared to a steel I-beam with a center web and a top and bottom flange; the Extreme Panel home gets its strength from the bonding of the SIP-grade OSB skins to its center expanded polystyrene foam core.



A FAMILY-OWNED CORPORATION SINCE 1992

The company has evolved from two employees on the family farm to a state-of-the-art 65,000 sq. ft. office and manufacturing facility. As founders and owners of Extreme Panel, Terry and Linda have instilled in their company the importance of providing quality and integrity, not just making sales. They are both actively involved in the daily operation of the business. Most of their employees have been with Extreme at least ten years, which reflects the company's commitment to training and retaining skilled personnel. Throughout the years they have continually updated their equipment resulting in the most automated system in the SIPs industry.

Extreme Panel follows an extensive quality control program, has been a member of the Structural Insulated Panel Association (SIPA) from the beginning, and they proudly support their community, the local school district and charity organizations such as Habitat for Humanity.



TERRY & LINDA DIEKEN

Extreme Panel

TECHNOLOGIES, INC.

STRUCTURAL INSULATED PANELS

SIPs Done Right!

800-977-2635

EXTREMEPANEL.COM

Extreme Panel
TECHNOLOGIES, INC.
STRUCTURAL INSULATED PANELS

EXTREME PANEL TECHNOLOGIES, INC.
475 EAST 4TH ST. NORTH
PO BOX 435
COTTONWOOD, MN 56229

800-977-2635
FAX: 507-423-5531
EXTREMEPANEL.COM
INFO@EXTREMEPANEL.COM



SIPs Done Right!