


TDH SERIES 3" DIAMETER SPECIFICATION SHEET

The ThermoDrain™ TDH series is the latest technology in Drain Water Heat Recovery. Its unique compact design provides high efficiency and an easier installation. With its exclusive features, the ThermoDrain™ TDH series is simply the best technology available today!



1 Industry leading 3/4" coil design
Extra low pressure drop
Eliminate risk for coil blockage

2 Single coil design
No welded joints
No possibility of leakage

3 Compact design
Easy to install and transport
Requires minimal installation space

4 Outstanding durability
Thickest copper walls on the market
5-year warranty

5 Mechanical drain couplings included
CSA B55.1 verified and B55.2 certified



TECHNICAL CHARACTERISTICS

- Potable water tube: Made from Type "L" copper, certified to ASTM B88;
- Minimal copper coil diameter is 3/4", profiled in a "D" shape to maximize heat transfer and minimize pressure drop;
- Approved maximum pressure rating of 150psi (1035 kPa);
- Maximum recommended flow rate of 19 Lpm (5 Gpm)

DRAIN CENTER TUBE

- Made from DWV copper, conforms to ASTM 306;
- The nominal diameter is the same as the drainage pipe on which the device is installed. [Standard diameters: 3"]

SPECIFICATIONS

- The length of the heat exchanger is accordance with engineering drawings. Standard length: 32" to 62"
- The thermal effectiveness of the heat exchanger is verified to CSA B55.1 (I5). [All models]
- The construction of the heat exchanger is certified to CSA B55.2 (I5). [All models]
- The factory installed PEX fittings are certified to CSA B137.5 and ASTM F1807

INSTALLATION

The drain water heat exchanger will be integrated into the plumbing system using mechanical joints. The heat recovery unit will be installed vertically, as recommended by the manufacturer.

ACCEPTED PRODUCT

ThermoDrain models TDH3XXXB from EcoInnovation Technologies inc. [See technical drawing sheet].

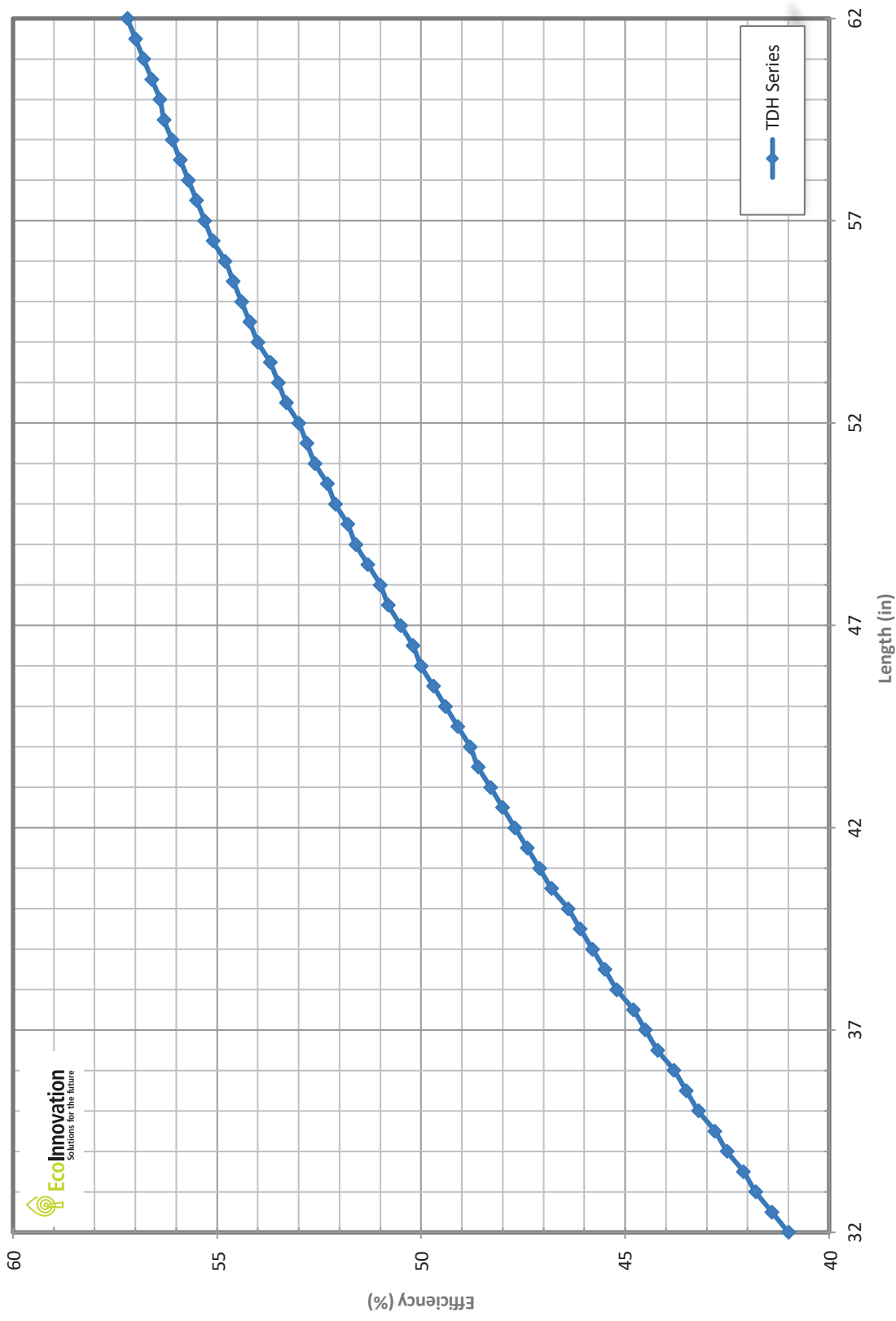
DATASHEET

MODEL	LENGTH (in)	EFFICIENCY (%) at 9.5L/min (2.5 GPM)	PRESSURE LOSS (psi) at 9.5L/min (2.5 GPM)	HEAT RECOVERY (kW)	MASS (lbs)	MODEL	LENGTH (in)	EFFICIENCY (%) at 9.5L/min (2.5 GPM)	PRESSURE LOSS (psi) at 9.5L/min (2.5 GPM)	HEAT RECOVERY (kW)	MASS (lbs)
TDH3320B	32.0	41.0	2.0	7.7	15.4	TDH3475B	47.5	50.8	2.3	9.6	24.4
TDH3325B	32.5	41.4	2.0	7.8	15.7	TDH3480B	48.0	51.0	2.3	9.6	24.7
TDH3330B	33.0	41.8	2.0	7.9	16.0	TDH3485B	48.5	51.3	2.3	9.7	25.0
TDH3335B	33.5	42.1	2.1	7.9	16.3	TDH3490B	49.0	51.6	2.4	9.7	25.3
TDH3340B	34.0	42.5	2.1	8.0	16.6	TDH3495B	49.5	51.8	2.4	9.8	25.5
TDH3345B	34.5	42.8	2.1	8.1	16.9	TDH3500B	50.0	52.1	2.4	9.8	25.8
TDH3350B	35.0	43.2	2.1	8.1	17.2	TDH3505B	50.5	52.3	2.4	9.8	26.1
TDH3355B	35.5	43.5	2.1	8.2	17.5	TDH3510B	51.0	52.6	2.4	9.9	26.4
TDH3360B	36.0	43.8	2.2	8.3	17.8	TDH3515B	51.5	52.8	2.4	9.9	26.7
TDH3365B	36.5	44.2	2.1	8.3	18.1	TDH3520B	52.0	53.0	2.4	10.0	26.9
TDH3370B	37.0	44.5	2.1	8.4	18.4	TDH3525B	52.5	53.3	2.4	10.0	27.2
TDH3375B	37.5	44.8	2.2	8.5	18.7	TDH3530B	53.0	53.5	2.4	10.1	27.5
TDH3380B	38.0	45.2	2.2	8.5	18.9	TDH3535B	53.5	53.7	2.4	10.1	27.8
TDH3385B	38.5	45.5	2.2	8.6	19.2	TDH3540B	54.0	54.0	2.4	10.1	28.1
TDH3390B	39.0	45.8	2.2	8.6	19.5	TDH3545B	54.5	54.2	2.4	10.2	28.3
TDH3395B	39.5	46.1	2.2	8.7	19.8	TDH3550B	55.0	54.4	2.4	10.2	28.6
TDH3400B	40.0	46.4	2.2	8.8	20.1	TDH3555B	55.5	54.6	2.4	10.2	28.9
TDH3405B	40.5	46.8	2.2	8.8	20.4	TDH3560B	56.0	54.8	2.4	10.3	29.2
TDH3410B	41.0	47.1	2.2	8.9	20.7	TDH3565B	56.5	55.1	2.4	10.3	29.4
TDH3415B	41.5	47.4	2.2	8.9	21.0	TDH3570B	57.0	55.3	2.4	10.4	29.7
TDH3420B	42.0	47.7	2.2	9.0	21.3	TDH3575B	57.5	55.5	2.4	10.4	30.0
TDH3425B	42.5	48.0	2.3	9.0	21.6	TDH3580B	58.0	55.7	2.4	10.4	30.3
TDH3430B	43.0	48.3	2.3	9.1	21.8	TDH3585B	58.5	55.9	2.4	10.5	30.5
TDH3435B	43.5	48.6	2.3	9.2	22.1	TDH3590B	59.0	56.1	2.4	10.5	30.8
TDH3440B	44.0	48.8	2.3	9.2	22.4	TDH3595B	59.5	56.3	2.4	10.5	31.1
TDH3445B	44.5	49.1	2.3	9.3	22.7	TDH3600B	60.0	56.4	2.4	10.6	31.4
TDH3450B	45.0	49.4	2.3	9.4	23.0	TDH3605B	60.5	56.6	2.4	10.6	31.6
TDH3455B	45.5	49.7	2.3	9.4	23.3	TDH3610B	61.0	56.8	2.4	10.6	31.9
TDH3460B	46.0	50.0	2.3	9.5	23.6	TDH3615B	61.5	57.0	2.4	10.6	32.2
TDH3465B	46.5	50.2	2.3	9.5	23.8	TDH3620B	62.0	57.2	2.5	10.7	32.4
TDH3470B	47.0	50.5	2.3	9.5	24.1						

Note: All models have a 3" drain diameter



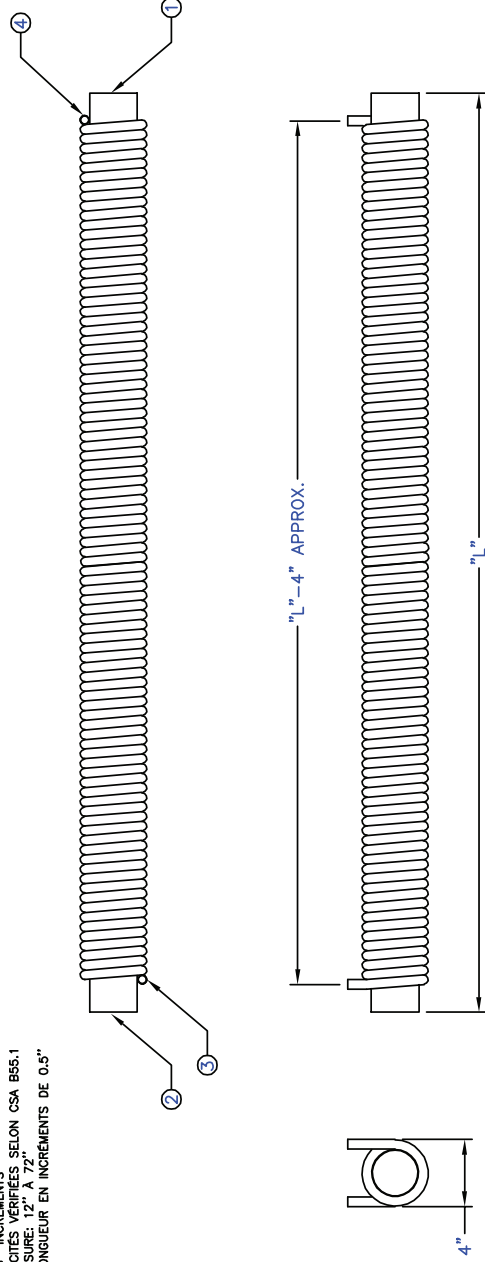
EFFICIENCY vs. LENGTH



MODEL/MODELE :		TDH	3	B	
SERIES/SERIE		SEE/VOIR Note A			
DRAIN DIA.	LENGTH/LONG. "L"	TUBE DIA.	OPTIONS		
3"	32.0" - 62.0"	B = 3/4" CU	- DEFAULT MALE CU		
		DR=W/DRAIN COUPLINGS			
		PEX=3/4" PEX			

NOTES:

- 1-THE DRAIN SECTION IS MADE FROM "COPPER DRAINAGE TUBE DWV" ASTM 306
- 1-LA SECTION DE DRAINAGE EST COMPOSÉE D'UN TUBE "COPPER DRAINAGE TUBE DWV" ASTM 306 EN CUivre
- 2-THE POTABLE WATER COIL IS MADE FROM TYPE "L" "SEAMLESS COPPER WATER TUBE" ASTM B-88
- 2-LA SECTION D'EAU POTABLE EST COMPOSÉE DE TUBE TYPE "L" "SEAMLESS COPPER WATER TUBE" ASTM B-88 EN CUivre
- 3-PEX FITTING IS CSA B137.5 AND ASTM F1807
- 3-RACCORD PEX CSA B137.5 ET ASTM F1807
- 4-UNIT MUST BE INSTALLED VERTICALLY. MAX. ALLOWANCE IS 1/8" PER LINEAR FEET.
- 4-L'INSTALLATION DOIT SE FAIRE DE MANIÈRE À CE QUE L'UNITÉ SOIT DANS UNE PENTE MAXIMALE DE 1/8" PAR PIED LINÉAIRE DE LA VERTICALE
- 5-GENERAL TOLERANCES ±1/4"
- 5-TOLÉRANCES GÉNÉRALES ±1/4"
- A-32" TO 62" IN LENGTH ARE CSA B55.1 EFFICIENCY VERIFIED
- INDICATE OTHER LENGTH AS REQUIRED: 12" TO 72" AVAILABLE
- USE 3 DIGITS FOR LENGTH IN 0.5" INCREMENTS
- A-32" À 62" DE LONGUEUR EFFICACITÉS VÉRIFIÉES SELON CSA B55.1
- LONGUEURS DISPONIBLES SUR MESURE: 12" À 72"
- UTILISER 3 CHIFFRES POUR LA LONGUEUR EN INCRÉMENTS DE 0.5"



PROJECT / PROJET:	
APP:	DATE:
ECONNOVATION TECHNOLOGIES INC. OC. J05 I10 231 RUE. STE-MARIE, ST-LOUIS-DE-GONZAGUE, QC. T: 1-888-881-7693 F: 1-888-899-1135	
REV	DATE
MODIFICATION	
BY/PAR	DATE
TITLE:	
SHOP DRAWING DESSIN D'ATELIER	
DRAWING NO.: THERMODRAIN TDH SERIES	
SCALE	DATE
1:8	01/01/20
REV.	DATE
0	1/1

POS.	DESCRIPTION
1	DRAIN INLET / ENTRÉE DU DRAIN
2	DRAIN OUTLET / SORTIE DU DRAIN
3	FRESH WATER INLET / ENTRÉE EAU POTABLE
4	FRESH WATER OUTLET / SORTIE EAU POTABLE