


**PREMIUM**

**EVOLVE** 

**BROAN**  
**NuTone**  
BETTER AIR. BETTER LIFE.



**GUARANTEED  
PERFORMANCE**  
with  
revolutionary  
design

**Guaranteed  
performance**  
with  
**TrueCFM™** 

**Near silent**  
  
**operation**

**Save**  
up to **30%**  
**installation  
time**

## LESS SKUS, MORE FLEXIBILITY

Four base fan SKUs with optional sensing modules for easy fan selection and customization.

**STEP 1: Select a fan or fan/light model.**

Fan Model	Description
PTE511RK	50-80-110 Selectable CFM with Continuous Run Fan
PTE1115RK	110-130-150 Selectable CFM with Continuous Run Fan



Fan/Light Model	Description
PTEL511RK	50-80-110 Selectable CFM with Continuous Run Fan/Light
PTEL1115RK	110-130-150 Selectable CFM with Continuous Run Fan/Light



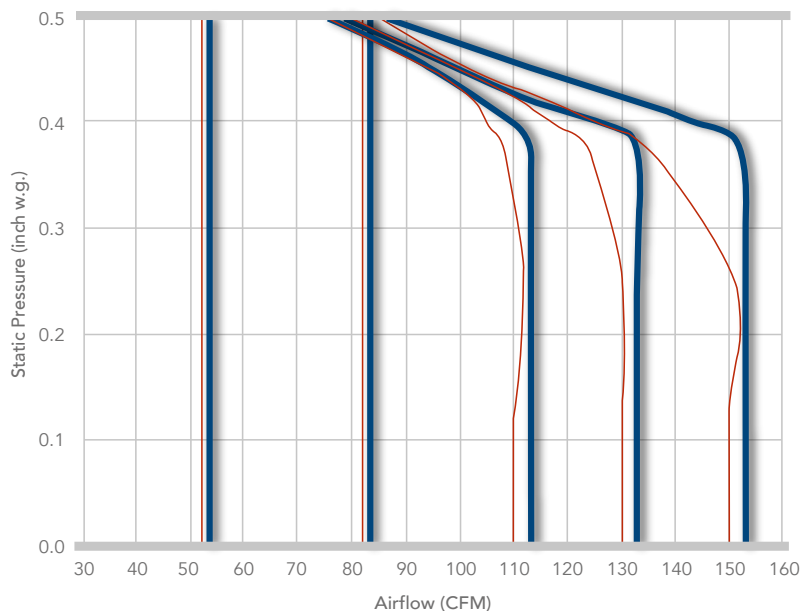
Project Pack	Description
PTE511RKF	Finish Pack: 50-80-110 Selectable CFM with Continuous Run
PTE1115RKF	Finish Pack: 110-130-150 Selectable CFM with Continuous Run
PTE511H	Housing Pack: 50-80-110 Selectable CFM
PTE1115H	Housing Pack: 110-130-150 Selectable CFM

**STEP 2: Select optional accessories.**

Module	Description
PES	Humidity Sensing Module
PEM	Motion Sensing Module

Model	Description
PTRD	Radiation Damper

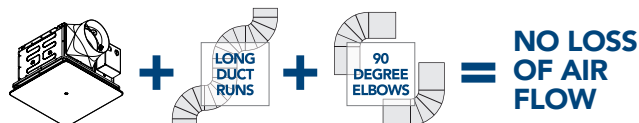
## BEST-IN-CLASS PERFORMANCE



Broan holding CFM up to 0.4" s.p.

Panasonic begins to see drop-off in CFM at 0.25" s.p.

**TrueCFM™** technology maintains CFM performance even with complicated ducting



[BROAN-NUTONE.COM/EVOLVE](https://broan-nutone.com/evolve) | 800-558-1711  
926 WEST STATE STREET  
HARTFORD, WISCONSIN 53027



**Made in USA**  
of US & Imported Parts